

PUBLIC NOTICE OF REGULAR MEETING
TAKE NOTICE THAT A REGULAR MEETING OF THE
Board of Directors of Travis County Water Control and Improvement District – Point Venture
Will be held at the District Office located at:
18606 Venture Drive, Point Venture, TX 78645
In Travis County, Texas, commencing on December 14, 2023 @ 3:00 p.m.
To consider and act upon any or all of the following:

AGENDA

1. Call to Order.
2. Roll call of Directors.
3. Pledge of Allegiance.

4. Public Comments.

This is an opportunity for members of the public to address the Board of Directors concerning any issue that is not on the agenda. The response of the Board to any comment under this heading is limited to making a statement of specific factual information in response to the inquiry, or, reciting existing policy in response to the inquiry. Any deliberation of the issues is limited to a proposal to place it on the agenda for a later meeting. Each speaker offering public comment shall be limited to 3 minutes, unless more than 10 members of the public wish to speak during this meeting. In such case, speakers offering public comment shall be limited to 1 minute each.


Note: Members of the public wishing to address the Board of Directors on specific agenda items will be required to indicate the agenda items on which they wish to speak. They will be given an opportunity to speak when the item is called and prior to consideration by the Board. Such comments shall be limited to 3 minutes per speaker for each agenda item. If more than 10 members of the public wish to speak, all speakers shall be limited to 1 minute each per item per person.

5. Previous Meeting Minutes.
6. Upgrading customer meter/registers.
7. Accountant's Report on the financial affairs of the District, including authorization of payment of bills – Bott and Douthitt, PLLC.
8. Townhouse sewer blockage.
9. Texas Water Development Board funding application status.
10. Rate Order.
11. Proposed dates for 2024 Board meetings.
12. Agreement with Travis County MUD #10.
13. Engineer's Report – Trihydro Corporation.
14. Proposed bond projects in District and discussion of bond related projects and issuance of contract agreements.
 - a. CMT Recommendation
15. Approval of construction plans and pay estimates, change orders and acceptances of completion with respect to construction contracts.

16. Operations and Maintenance Report – Inframark.
17. Expenditures, contracts, repairs, replacements and maintenance to Operations and Maintenance Report in Item 16 above.
18. Board announcements.
19. Adjourn the Meeting.

This facility is wheelchair accessible and accessible parking spaces are available. The Board of Directors reserves the right to adjourn into closed executive session at any time during the course of this meeting to discuss any of the matters listed above, as authorized by Texas Government Code Sections 551.071 (Consultation with Attorney), 551.074 (Personnel Matters), 551.072 (Deliberations about Real Property). *Travis County WCID Meetings will follow Open Meeting Rules. Be advised that a quorum of the Village of Point Venture Council may be present at these meetings.

(SEAL)



Hunter Hudson, Attorney for the District

MINUTES OF REGULAR MEETING OF THE BOARD OF DIRECTORS
OF TRAVIS COUNTY WCID – POINT VENTURE

October 26, 2023

STATE OF TEXAS §

COUNTY OF TRAVIS §

The Board of Directors of the District met in regular meeting, open to the public, at the District Office, 18606 Venture Drive, Point Venture, Texas 78645, on the 26th day of October 2023, at 3:00 p.m. with the Directors present being Steve Tabaska, Annette Kikta, Mark Villemarette and Curtis Webber.

Others in attendance were Jessica Benson of Bott and Douthitt, PLLC, David Vargas and Andres Carrasco of Trihydro Corporation and Dodie Erickson and Jean Cecala of Inframark. Residents in attendance were Branimir Paskac and John Delaney.

1. CALL TO ORDER.

Board President Steve Tabaska called the meeting to order at 3:01 p.m.

2. ROLL CALL OF DIRECTORS.

Jean Cecala called roll of Directors. Present were President Steve Tabaska, Vice-President Annette Kikta, Assistant Secretary Curt Webber and Assistant Secretary Mark Villemarette thus constituting a quorum. Secretary Manuel Macias was absent.

3. PLEDGE OF ALLEGIANCE.

President Tabaska led the Pledge of Allegiance.

4. PUBLIC COMMENTS.

No public comments.

5. MINUTES OF PRIOR BOARD MEETINGS.

The proposed minutes of the September 28, 2023 regular meeting were presented for approval. Director Curt Webber made a motion to approve the minutes as presented. The motion was seconded by Director Anne Kikta. Motion unanimously approved.

6. ACCOUNTANT'S REPORT ON THE FINANCIAL AFFAIRS OF THE DISTRICT, INCLUDING AUTHORIZATION OF PAYMENT OF BILLS – BOTT & DOUTHITT, PLLC.

Mrs. Jessica Benson of Bott & Douthitt PLLC gave the financial report for the District. Currently bills are paid through the bookkeeper's account. Mrs. Benson went over invoices paid by the District in September 2023 and presented the August 2023 financials. Mrs. Benson explained to the Board that a \$40,000 variance reflected due to interest income. Current rate of return on Bond & Operating Reserve funds is 5.33 percent. Mrs. Benson also explained the reserve amount including how it is calculated for the District and why it is needed.

After a discussion about the interest income and questions from the Board were answered, Director Kikta made the motion for approval of payments of monthly bills, payment for professional services, and authorization to transfer funds as noted on the report. It was seconded by Director Webber. Motion unanimously approved.

7. ENGINEER'S REPORT – TRIHYDRO CORPORATION.

Mr. David Vargas of Trihydro then presented the engineer's report for October.

No current engineering issues were reported for Distribution and Storage, Collections or Reclaimed Water System.

Surface Water Treatment Plant – On October 6, Trihydro provided the District review comments on Wilson Company's quote for furnishing the new raw water hose. On October 10, Trihydro provided Inframark recommended pipe distributors to order flange kits for the new raw water hose. Trihydro also attended the Engineering/Operations committee meeting that day. On October 16, Trihydro corresponded with the District on confirming Wilson Company's responses to both Trihydro's and the District's comments to the quote.

Wastewater Treatment Plant – On October 11, Trihydro provided the District a copy of the effluent concrete tank exterior coating construction submittal and specifications to pass along to another water district who had inquired about it.

Water Treatment Plant Generator Project – On October 26 the generator was delivered and set on the pad at the WTP. The Automatic Transfer Switch is projected to arrive by the end of October. Installation could occur as early as mid-November and the generator could be operational by the end of this year. Director Webber asked about diesel delivery for the generator. Dodie Erickson of Inframark, researched who delivers diesel for the WWTP and provided that information.

FY 2023 General Engineering Services – On October 12, Trihydro provided a list of additional System Integrators to the District.

Director Kikta made a motion to accept the engineer's report. The second was made by Director Webber and was unanimously approved.

8. PROPOSED BOND PROJECTS IN DISTRICT AND DISCUSSION OF BOND RELATED PROJECTS AND ISSUANCE OF CONTRACT AGREEMENTS.

Mr. Vargas updated the Directors on the bond related projects and contracts. The Bond Program currently has two active projects which are the Wastewater Treatment Plant (WWTP) Construction Services and the Water System Analysis.

WWTP Construction Services – The contract agreement between Association Construction Partners (ACP) and the District was signed and executed on September 28, 2023 for the construction of the new Wastewater Treatment Plant (WWTP). Trihydro issued the Statement of Qualifications (SOQ) request for providing Construction Materials Testing (CMT) services on October 9, 2023 to several companies. Deadline for submitting the SOQ is Friday, November 3, 2023. Trihydro facilitated the pre-construction meeting on October 19 which was attended by the District, Inframark, ACP and Alterman. ACP provided project schedule including construction submittal schedule and list of subcontractors and suppliers as of October 20. Trihydro issued Notice to Proceed to ACP with a start date of Monday, October 23, 2023. Trihydro distributed pre-construction meeting minutes during the week of October

23 and provided copies to all the Board members.

Water System Analysis – On October 10, Trihydro attended the Engineering/Operations committee meeting. Trihydro performed additional modeling efforts after the last committee meeting and provided results and recommendations during the meeting. Trihydro also provided a draft copy of the updated Fire Flow Standard Operating Procedures (SOP) to the District and Inframark for review. Trihydro continued filling out the TWDB DWSRF project information form online application.

Water System Improvements – The scope of these future bond projects is defined in the Water Master Plan, developed as part of the Water System Analysis project. The Water Master Plan provided recommendations for replacing the Augusta Standpipe and renovating the Augusta Pump Station to address immediate concerns and deficiencies in the system. Additional projects to address aging infrastructure, fire flow availability and operation issues included: rehabilitating the Augusta Elevated Storage Tank (EST); installed a 6-inch water line from Nicklaus Drive to Champions Circle; installing a PRV assembly; replacing 2-inch water lines with 8-inch water lines at Lakeland Circle and Lakehead Circle; and installing 6-inch waterlines along Valley Hill Drive and Valley Hill Lane to reallocate 35 Living Unit Equivalence (LUE) to the lower pressure plane. A minimal amount of funding will be available from Bond money due to final project costs of the WWTP and Water System Improvements.

Future bond projects have been put on hold due to the final project costs of the WWTP.

Director Kikta made a motion to accept the Bond report. Motion was seconded by Director Villemarete. Motion unanimously approved.

9. APPROVAL OF CONSTRUCTION PLANS AND PAY ESTIMATES, CHANGE ORDERS AND ACCEPTANCES OF COMPLETION WITH RESPECT TO CONSTRUCTION CONTRACTS.

No action was required.

10. OPERATIONS AND MAINTENANCE REPORT – INFRAMARK.

Ms. Dodie Erickson gave the Operations and Maintenance Report for Inframark.

WTP and Distribution System – Turbidimeters for Plant A were received and scheduled for installation on October 24. Alterman is scheduled to be onsite October 25 to program the meters to SCADA. The transducer in Clearwell #2 failed and a replacement is anticipated to arrive by November 21. Ms. Erickson also provided the Board with a quote for a new actuator for Plant A of \$20,426.00. The Board discussed the proposed actuator and asked if it would be SCADA-compatible. Ms. Erickson said it is not, so the Board asked her to find out how much an actuator with that capability would cost. President Tabaska made a motion to authorize the Engineering/Operations committee to approve purchase of a new actuator that is SCADA-compatible with a not-to-exceed cost of \$30,000. Director Kikta seconded the motion. Motion unanimously approved.

Inframark plant operators tracked and recorded temperature and heat levels on the VFD between October 16-23. Data showed that the relative humidity was between 27.8 and 82.5. The Board didn't believe the RH was excessive to affect the performance of the VFD. Inframark received a quote from Westech to travel to Point Venture from Oklahoma to provide a quote for cleaning and repair of the Trident. After discussion, the Board asked Ms. Erickson to find a company closer to Point Venture to give a quote.

Ms. Erickson updated the Board on the status of replacing a fire hydrant at 606 Deckhouse Drive. Parts are on back order. Once the parts arrive, the work will be scheduled. Ms. Erickson also asked for the Board's approval to purchase a new catwalk at the WWTP. The Board readily agreed due to safety. The Board asked Ms. Erickson to follow up where the remaining pieces for the YSI device are. The device has been in the District since April but can't be utilized because it is incomplete.

WWTP and Collection System – The spare blower is still at ACFM awaiting diagnoses. Whispering Hollow Lift Station overflowed on October 19. A corroded discharge pipe and cracked fitting were discovered. A vacuum service was called out to clean up and the repair was made the same day. A local homebuilder hit the shut off valve at the sewer tap on his property on Summit Ridge Drive causing a sewer spill. The vacuum service was called out and the repair was made on October 20. The homeowner is responsible for these expenses.

Director Kikta made a motion to accept the operations and maintenance report. Director Webber seconded the motion. Motion unanimously approved.

11. EXPENDITURES, CONTRACTS, REPAIRS, REPLACEMENTS AND MAINTENANCE TO OPERATIONS AND MAINTENANCE REPORT IN ITEM 10 ABOVE.

Expenditure for a new actuator for Plant A was approved during the Manager's Report.

12. TOWNHOUSE SEWER BLOCKAGE.

President Tabaska introduced John Delaney, the Townhouse Associations Board President. President Tabaska then gave the Board a brief overview of a recent problem with a townhouse sewer pump and the discharge line. President Tabaska said the question is who owns the service line once it leaves the townhouse grinder system. Based on data found, he believed it is unclear who owns the lines. He wished the Board to create a clear understanding with the Townhouse Association for future reference who is responsible for the lines and the costs of repairs. President Tabaska and Director Kikta had previously visited the site in question and found an abandoned flushing station near the townhouse grinder system. Since the District had four other identical flushing stations, they believed the line belongs to the District.

After multiple call outs to a vacuum truck service to clean up the townhouse overflowing grinder system, the District authorized Inframark to add a sweep to the sewer line behind the townhouse and vacuum the line. Once the sweep was installed and the line vacuumed, no blockage was discovered. The townhouse grinder pump had failed. A discussion among the Board and Mr. Delaney ensued with who is responsible for paying for the sweep and all the call outs of the vacuum truck to clean up the spill and keep the grinder tank from overflowing.

Director Villemarette stated he believes the Townhouse Association should pay for the vacuum service call outs and the District pay for the sweep as well as provide pressure sensors on that line which would also be paid for by the District. Director Villemarette then made a motion to table the decision until more information about the number of pumps in the grinder system was gathered. Before a second was made, Director Villemarette amended the motion to say the District would pay for the sweep's installation and table the decision of who is responsible for paying for the vacuum service bills until more information is gathered. Director Webber seconded the motion. Motion unanimously approved.

13. POA LICENSE AGREEMENT.

President Tabaska said that he and the Property Owner's Association (POA) already executed the POA License agreement between the District and the POA for the use of the District lots for temporary

boat/trailer storage. The document was executed before the meeting due to a time deadline of October 15, 2023. Director Villemarette made a motion to ratify the signature. The motion was seconded by Director Kikta and unanimously approved.

14. AGREEMENT WITH TRAC-N-TROL.

The Board discussed the performance of Trac-N-Trol (TnT), the company contracted with the District to improve and repair the District's SCADA system. Director Villemarette stated that at the last E/O meeting, TnT reported no progress on Inframark's SCADA to-do list from the WTP Operators, and no progress for the Remote/SCADA Fire Mode feature.

Director Villemarette believes Alterman is the best choice to use for now based on their recent successful performance working directly with Inframark at the WTP. The Board was in agreement it was time to sever ties with TnT, and that all passwords, software subscriptions and administrative authority for the WTP control system needed to be transferred from TnT to the District.

15. AGREEMENT WITH TRAVIS COUNTY MUD #10.

President Tabaska had been communicating with MUD 10's Board of Directors to create an agreement between the two water Districts to aid each other in case of a water emergency. MUD 10's attorney had sent a draft agreement which President Tabaska and the District's attorney, Willatt and Flickinger, reviewed and sent back with comments. As of meeting time, a final agreement had not been settled on for presentation to the Board. No action was required.

16. FINAL STAGING AREA AND MOVING TRAILERS/BOATS.

Director Webber updated the Board on the progress of the temporary trailer and boat storage area. He said the lots have been smoothed and all the mulch, stumps and large rocks have been removed. He wants to have road base brought in and hoped to have the area ready to receive boats and trailers by the end of next week. The Board discussed allocating \$3,000 for road base. President Tabaska made a motion to approve purchasing and spreading road base in the storage yard with a maximum cost of \$5,000. Director Kikta seconded the motion. Motion was unanimously approved.

17. TEXAS WATER DEVELOPMENT BOARD FUNDING APPLICATION STATUS.

President Tabaska has been working with the district's Financial Advisors, Bond Attorney, Accountant and General Attorney to come up with a way to classify a Note that is being applied for from the Texas Water Development Board (TWDB). President Tabaska stated the options are a Bond Note or a Revenue Note. A Bond Note would require a Bond elections approval. The Revenue Note was being explored and the actions was in the Bond Attorney to ask the Texas State Attorney office of a way to allocate funds from Property Tax to M&O first and service revenue second, leaving Service Revenue to be allocated to this newly proposed Note from the TWDB. The Bond Attorney did some initial discovery and did not find anything relevant; they are now writing an informal letter to the Attorney General's office for clarification. There was no response from the Attorney General's office at the time of the board meeting. No other action was requested and this item was tabled.

18. BOARD ANNOUNCEMENTS.

President Tabaska explained that this new item has been added to the agenda for announcements and future agenda items. He explained that no action can be taken during this time. He announced that the November meeting will be held early next month, November 16, due to the Thanksgiving holiday.

Director Kikta said she had talked with Inframark about exploring updating registers to make the data available to the District and customers in real-time. This may alleviate huge water losses during weather events. More information is needed.

19. ADJOURN THE MEETING.

Meeting was adjourned at 6:57 p.m.

Steve Tabaska, President
Travis County WCID – Point Venture

ATTEST:

Manuel Macias, Secretary
Travis County WCID – Point Venture

(SEAL)

MINUTES OF REGULAR MEETING OF THE BOARD OF DIRECTORS
OF TRAVIS COUNTY WCID – POINT VENTURE

November 16, 2023

STATE OF TEXAS §

COUNTY OF TRAVIS §

The Board of Directors of the District met in regular meeting, open to the public, at the District Office, 18606 Venture Drive, Point Venture, Texas 78645, on the 16th day of November 2023, at 3:00 p.m. with the Directors present being Annette Kikta, Manuel Macias, Mark Villemarette and Curtis Webber.

Others in attendance were Allen Douthitt of Bott and Douthitt, PLLC, David Vargas of Trihydro Corporation and Dodie Erickson and Jean Cecala of Inframark. Residents in attendance were Kevin Cook, Roy Ables and John Delaney.

1. CALL TO ORDER.

Board Vice-President Annette Kikta called the meeting to order at 3:00 p.m.

2. ROLL CALL OF DIRECTORS.

Jean Cecala called roll of Directors. Present were Vice-President Annette Kikta, Secretary Manuel Macias, Assistant Secretary Curt Webber and Assistant Secretary Mark Villemarette thus constituting a quorum. President Steve Tabaska was absent.

3. PLEDGE OF ALLEGIANCE.

Vice-President Kikta led the Pledge of Allegiance.

4. PUBLIC COMMENTS.

No public comments.

5. OCTOBER 17, 2023 SPECIAL MEETING MINUTES AND OCTOBER 26, 2023 REGULAR MEETING MINUTES.

The proposed minutes of the October 17, 2023 special meeting and the October 26, 2023 regular meeting were presented for approval. Director Mark Villemarette stated he had edits for the October 26, 2023 minutes and wished to delay approving them until the next meeting. He then made a motion to approve the minutes for the October 17, 2023 special meeting as presented. The motion was seconded by Director Curt Webber. Motion unanimously approved.

Vice-President Kikta rearranged the agenda to Item 7.

7. BAD DEBT WRITE-OFF.

The Board was presented a list of five former customers to consider writing off their unpaid balances as bad debt. The combined total was \$626.85. Director Villemarette made a motion to approve the bad debt write-off. Director Webber seconded the motion which was unanimously approved.

8. TEXAS WATER DEVELOPMENT BOARD FUNDING APPLICATION STATUS.

No action was taken.

9. TOWNHOUSE SEWER BLOCKAGE.

After a long discussion between Board members and Townhouse Association representatives, it was decided to table the decision of who is responsible for paying for the vacuum truck services required due to a recent spill at a townhouse. Director Villemarette asked to meet before the next Board meeting with townhouse representatives to gather more data. Inframark is adding a pressure logger to the townhouse sewer line that experienced a recent blockage on November 17, 2023.

Vice-President Kikta rearranged the meeting back to Item #6.

6. ACCOUNTANT'S REPORT ON THE FINANCIAL AFFAIRS OF THE DISTRICT, INCLUDING AUTHORIZATION OF PAYMENT OF BILLS – BOTT & DOUTHITT, PLLC.

Mr. Allen Douthitt of Bott & Douthitt PLLC gave the financial report for the District. Currently bills are paid through the bookkeeper's account. Mr. Douthitt went over invoices paid by the District in October 2023 and presented the September 2023 financials.

Mr. Douthitt reported the District finished fiscal year 2023, which ended September 30, on budget. He relayed that a pay order from T. Morales for the purchase of the generator and installation was received. That payment will be drawn from the special account holding the grant money from the Coronavirus State and Local Fiscal Recovery Funds (CLFRF).

After answering questions from the Board, Director Manuel Macias made the motion for approval of payments of monthly bills, payment for professional services, and authorization to transfer funds as noted on the report. It was seconded by Director Webber. Motion unanimously approved.

Vice-President Kikta rearranged the meeting back to its regular order.

10. RATE ORDER.

The discussion about the rate order began and Mr. Allen Douthitt told the Board he would bring his calculations for consideration to the next Board meeting. President Steve Tabaska had furnished, before the meeting, rate comparisons for other area Districts or cities. Mrs. Jean Cecala explained that the Board had received a redline copy of the rate order in their folders with suggested changes and additions. These are for the Board to consider and comment on at the December Board meeting. The Board discussed possible customer rate changes and will revisit the subject next month. No action was taken.

11. ENGINEER'S REPORT – TRIHYDRO CORPORATION.

Mr. David Vargas of Trihydro then presented the engineer's report for November.

No current engineering issues were reported for Surface Water Treatment Plant, Wastewater Treatment Plant, Collections or Reclaimed Water System.

Distribution and Storage – Trihydro reviewed a list of locations, provided by the District, to install water meters on District lines to track usage and leaks. Mr. Vargas relayed that the locations earmarked

on the upper pressure plane looked like they would work. The lower pressure plane is more problematic due to the way the water is fed into the system. The Board discussed the kind of meter(s) required to do this kind of tracking and tasked Inframark's Account Manager, Dodie Erickson, with providing quotes for these meters.

Water Treatment Plant Generator Project – The week of November 6, T. Morales finished installing the remaining above-ground conduits and wiring for the generator. Then on November 13, T. Morales furnished Trihydro Pay Application No. 1 for review and approval. Trihydro will present it for approval.

T. Morales is waiting on the delivery of the automatic transfer switch (ATS). Updated ETA is November 30. Once the ATS arrives, T. Morales will coordinate with Pedernales Electric Cooperative (PEC), Inframark and the District on requesting a water plant shutdown to remove the existing manual transfer switch (MTS) and install the ATS.

Director Webber made a motion to accept the engineer's report. The second was made by Director Villemarette and was unanimously approved.

12. PROPOSED BOND PROJECTS IN DISTRICT AND DISCUSSION OF BOND RELATED PROJECTS AND ISSUANCE OF CONTRACT AGREEMENTS.

Mr. Vargas updated the Directors on the bond related projects and contracts. The Bond Program currently has two active projects which are the Wastewater Treatment Plant (WWTP) Construction Services and the Water System Analysis.

WWTP Construction Services – Trihydro has been reviewing construction submittals from Associated Construction Partners (ACP). Trihydro provided ACP copies of CAD site plan files.

Four Statement of Qualifications (SOQs) for the construction materials testing (CMT) services were received by the November 3, 2023 deadline. Next step is to evaluate each submission to score and rank them to determine the most qualified firm. A copy of the scoring sheet and SOQ request document was provided in the Board's folder. Vice-President Kikta and Assistant Secretaries Villemarette and Webber agreed to review each of the SOQ submissions and report directly to Trihydro with their scoring. Trihydro will use their scoring in the evaluation process.

Trihydro was provided notice by ACP and EI², a supplier, of a price quotation error that occurred during the bidding phase of the new Wastewater Treatment Plant. Trihydro is reviewing the information to form and will submit a response to ACP. Board members asked that the response have firm language that the District should not be held responsible for paying for this error.

Water System Analysis – Trihydro developed updated conceptual cost estimates for the future water improvements. Previously Trihydro had believed the combined projects listed below under Water System Improvements would cost an estimated \$6.5 million. However, with the timeline and inflation factored in, Trihydro believes the total cost would most likely be closer to \$12.5 million.

Water System Improvements – The scope of these future bond projects is defined in the Water Master Plan, developed as part of the Water System Analysis project. The Water Master Plan provided recommendations for replacing the Augusta Standpipe and renovating the Augusta Pump Station to address immediate concerns and deficiencies in the system. Additional projects to address aging infrastructure, fire flow availability and operation issues included: rehabilitating the Augusta Elevated Storage Tank (EST); installed a 6-inch water line from Nicklaus Drive to Champions Circle; installing

a PRV assembly; replacing 2-inch water lines with 8-inch water lines at Lakeland Circle and Lakehead Circle; and installing 6-inch waterlines along Valley Hill Drive and Valley Hill Lane to reallocate 35 Living Unit Equivalence (LUE) to the lower pressure plane. A minimal amount of funding will be available from Bond money due to final project costs of the WWTP and Water System Improvements.

Trihydro also revised the Fire Flow Standard Operating Procedures (SOP) and provided it to Inframark for review. The Board requested this SOP be finalized this week and distributed to Inframark employees as well as providing the data at the WTP.

Director Macias made a motion to accept the Bond report. Motion was seconded by Director Webber. Motion unanimously approved.

13. APPROVAL OF CONSTRUCTION PLANS AND PAY ESTIMATES, CHANGE ORDERS AND ACCEPTANCES OF COMPLETION WITH RESPECT TO CONSTRUCTION CONTRACTS.

Trihydro presented Pay Estimate No. 1 from T. Morales for the WTP Generator Project for \$215,228.08. Director Webber made the motion to approve Pay Estimate No. 1 from T. Morales for the amount noted. Director Macias seconded the motion. The motion was unanimously approved.

14. OPERATIONS AND MAINTENANCE REPORT – INFRAMARK.

Ms. Dodie Erickson gave the Operations and Maintenance Report for Inframark.

WTP and Distribution System – Plant A Turbidimeters were installed on October 27, conduit was finished on November 11 and the wires to programmable logic controller (PLC) were run November 15. Alterman is doing the electrical work. The Master Plan Agreement (MPA) with Trac-N-Trol was terminated by the District on November 6, 2023 and currently Alterman is doing the SCADA work. The replacement for the failed transducer in Clearwell #2 is anticipated to arrive by November 21. The Rotork Valve Actuator for Plant A has been ordered.

A fire hydrant at 606 Deckhouse Drive is scheduled for replacement on Tuesday, November 28. An isolation valve for that hydrant will also be installed at the same time.

No update was available by meeting time to locate a company to clean and repair the Trident. Mrs. Erickson had spoken to a representative from the City of Lago Vista and got a contact for who they use for this service. Two 12-inch repair clamps for the raw water hose have been ordered and are expected to be available next week.

WWTP and Collection System – No update from ACFM on diagnosing the blower sent for warranty work in August. Inframark Houston will be asked to try to communicate with ACFM. A pressure logger will be installed on November 17 on the townhouse sewer line behind Comanche Lane townhouses.

Director Villemarette asked that Ms. Erickson relay to Inframark employees that more precise information should be included on preventative maintenance (PM) work orders. He would also like to see the information presented to the Board in an easier-to-read format.

Ms. Erickson also presented the Board with Inframark's Annual Price Increase (API). The increase will be 4.583 percent causing the adjusted annual base operations fee to increase to \$578,480.28. Connection fees will also increase to \$1.13 each.

Director Villemarette made a motion to accept the operations and maintenance report. Director Webber seconded the motion. Motion unanimously approved.

15. EXPENDITURES, CONTRACTS, REPAIRS, REPLACEMENTS AND MAINTENANCE TO OPERATIONS AND MAINTENANCE REPORT IN ITEM 14 ABOVE.

No action required.

16. AGREEMENT WITH TRAVIS COUNTY MUD #10.

Prior to the meeting, Director Villemarette presented additional comments and possible changes to the agreement. MUD #10 had not provided its latest draft to the agreement by meeting time. The Board agreed to have Director Villemarette's comments sent to the District's attorney for review and possible revision. No action was taken.

17. UPGRADING CUSTOMER METERS/REGISTERS AND ADDING METERS TO DISTRICT SYSTEM.

Adding meters to the District system were discussed during the Engineering report. The Directors began a lengthy discussion about possibly upgrading customer registers to a more robust system. This system would include leak detection within minutes by alerting the District office. The District currently owns meters from RG3 Meter Company. The Board asked Mrs. Erickson to contact the RG3 representative and ask him to come to Point Venture for a demonstration and further explanation of their product. No action was taken.

18. BOARD ANNOUNCEMENTS.

The December Board meeting is scheduled for December 14 instead of the usual fourth Thursday of the month.

19. ADJOURN THE MEETING.

Meeting was adjourned at 5:13 p.m.

Steve Tabaska, President
Travis County WCID – Point Venture

ATTEST:

Manuel Macias, Secretary
Travis County WCID – Point Venture

(SEAL)



RG3 Meter Company
 2912 S. Access Rd
 Longview, TX 75602

6
 Rate

10/17/2023

Quote

Quote #

16661

Customer

Travis County WCID Point Venture
 c/o Bott & Douthitt, PLLC
 PO Box 2445
 Round Rock, TX 78680

Rep

RG3

Project

Quote 1

Qty	Item	Description	Cost	Total
191	D	OPD07GSRG3 - Optical Encoders with Tesla SOLO endpoints and RG3 Connectors.	184.48	35,235.68
1	LPNPKGSPC	LPN Special Pricing Package : One (1) LPN-Transceiver, One (1) LPN Truck Mount Antenna, One (1) pair of Licensed Private Network FCC frequency licenses, One (1) Tesla Net Software as a Service (SaaS) meter data management software, One (1) Tesla Drive route software, One (1) Tesla Net & Tesla Drive setup *Package price is not discounted any further if you already have Tesla Net or Tesla Drive.	3,000.00	3,000.00
1	LPNC	LPN Collector Provides 2-Way communication to endpoints and Repeaters and sends the collected information to Tesla Net MDM via wired Ethernet connection. 110v A/C powered with ethernet data backhaul (power and Internet provided by the utility). LPN Collector can have up to 4 antennas depending on number of frequency pairs in use and area of coverage to provide. Includes installation on existing utility assets in locations where it is permissible by local and state laws. If installation requires specialized licensing or certifications above standard, installation will be removed from this price. * Does not include breaker, A/C wire, ethernet wire, or conduit to connect power and internet from utility provided source to Base Enclosure. Power and internet provided by utility.	18,434.74	18,434.74

903-753-3456

orders@rg3meter.com

Total



RG3 Meter Company
 2912 S. Access Rd
 Longview, TX 75602

6
 Date

10/17/2023

Quote

Quote #

16661

Customer

Travis County WCID Point Venture
 c/o Bott & Douthitt, PLLC
 PO Box 2445
 Round Rock, TX 78680

Rep

RG3

Project

Quote 1

Qty	Item	Description	Cost	Total
	D	Annual Fees \$4.56 per meter per year \$4.56 X 975 = \$4641.00 per year	4,641.00	4,641.00

Quote good for 60 days

903-753-3456

orders@rg3meter.com

Total

\$61,311.42



6
Quotation
#3494

Meter Install Group
2912 S Access Rd
Longview, TX 75602
(903)753-3456

**Travis County WCID-
Point Venture
18606 Venture Dr
Point Venture, TX 78645**

Date 10/16/2023
Rep MLG
Project AMI

Qty	Description	Cost	Total
191	Retrofit RG3 Optical Encoder and Tesla 4 to existing RG3 Meters	42.50	8,117.50
	As needed:		
	Cut Plastic Lid for endpoint installation	3.00	
	Cut Cast Iron Lid for endpoint installation	15.00	

All installation pricing assumes labor only. Normal scope of work extends no further than 2' on either side of the meter. All box work and curb stop replacements are additional. Any hard surface removal and replacement, vault manipulation, valve work, & lay length changes are above and beyond the scope of this quote and will be additional if required. Quote also assumes shut off valves are in good working order and capable of shutting the water off completely. If shut off valves are not capable of shutting off completely to allow a safe working environment, utility assistance to shut off the main lines is required and assumed. If assistance is not available to shut off water to the meter within an hour of notification, an hourly charge of \$200 will apply until water can be stopped to allow our crew to change the meter.

Quotation Valid Until 01/15/2024

Total

\$8,117.50



RG3 Meter Company
 2912 S. Access Rd
 Longview, TX 75602

6
 Rate

10/16/2023

Quote

Quote #

16655

Customer

Travis County WCID Point Venture
 c/o Bott & Douthitt, PLLC
 PO Box 2445
 Round Rock, TX 78680

Rep

RG3

Project

Quote 2

Qty	Item	Description	Cost	Total
975	D	OPD07GSRG3 - Optical Encoders with Tesla SOLO endpoints and RG3 Connectors.	184.48	179,868.00
1	LPNPKGSPC	LPN Special Pricing Package : One (1) LPN-Transceiver, One (1) LPN Truck Mount Antenna, One (1) pair of Licensed Private Network FCC frequency licenses, One (1) Tesla Net Software as a Service (SaaS) meter data management software, One (1) Tesla Drive route software, One (1) Tesla Net & Tesla Drive setup *Package price is not discounted any further if you already have Tesla Net or Tesla Drive.	3,000.00	3,000.00
1	LPNC	LPN Collector Provides 2-Way communication to endpoints and Repeaters and sends the collected information to Tesla Net MDM via wired Ethernet connection. 110v A/C powered with ethernet data backhaul (power and Internet provided by the utility). LPN Collector can have up to 4 antennas depending on number of frequency pairs in use and area of coverage to provide. Includes installation on existing utility assets in locations where it is permissible by local and state laws. If installation requires specialized licensing or certifications above standard, installation will be removed from this price. * Does not include breaker, A/C wire, ethernet wire, or conduit to connect power and internet from utility provided source to Base Enclosure. Power and internet provided by utility.	18,434.74	18,434.74

903-753-3456

orders@rg3meter.com

Total



RG3 Meter Company
 2912 S. Access Rd
 Longview, TX 75602

6
 Date

10/16/2023

Quote

Quote #

16655

Customer

Travis County WCID Point Venture
 c/o Bott & Douthitt, PLLC
 PO Box 2445
 Round Rock, TX 78680

Rep

RG3

Project

Quote 2

Qty	Item	Description	Cost	Total
	D	Annual Fees \$4.56 per meter per year \$4.56 X 975 = \$4641.00 per year	4,641.00	4,641.00

Quote good for 60 days

903-753-3456

orders@rg3meter.com

Total

\$205,943.74



6
Quotation
#3493

Meter Install Group
2912 S Access Rd
Longview, TX 75602
(903)753-3456

Travis County WCID-
Point Venture
18606 Venture Dr
Point Venture, TX 78645

Date 10/16/2023
Rep MLG
Project AMI

Qty	Description	Cost	Total
975	Retrofit RG3 Optical Encoder and Tesla 4 to existing RG3 Meters	35.50	34,612.50
	As needed:		
	Cut Plastic Lid for endpoint installation	3.00	
	Cut Cast Iron Lid for endpoint installation	15.00	

All installation pricing assumes labor only. Normal scope of work extends no further than 2' on either side of the meter. All box work and curb stop replacements are additional. Any hard surface removal and replacement, vault manipulation, valve work, & lay length changes are above and beyond the scope of this quote and will be additional if required. Quote also assumes shut off valves are in good working order and capable of shutting the water off completely. If shut off valves are not capable of shutting off completely to allow a safe working environment, utility assistance to shut off the main lines is required and assumed. If assistance is not available to shut off water to the meter within an hour of notification, an hourly charge of \$200 will apply until water can be stopped to allow our crew to change the meter.

Quotation Valid Until 01/15/2024

Total

\$34,612.50

TESLA-SOLO



Description

TeslaSOLO two-way water endpoints transmit meter data in either 15-minute or hourly increments over a point to multipoint Licensed Private Network (LPN) in the 450 – 470 MHz band for smart water applications.

Functionality

Operation: TeslaSOLO water endpoints communicate with the encoder to capture either 15-minute or hourly (configurable) interval read data and meter status information. The endpoints then send read and endpoint status information over the TeslaNet point to multipoint 450 – 470 MHz Licensed Private Network to the TeslaMDM Software as a Service (SaaS) cloud meter data management application. Two-way communication provides for time synchronization, on demand reads, over the air firmware updates, and remote shut off valve control.



Activation: TeslaSOLO water endpoints are shipped in an inactive, non-transmitting state. After installation, the endpoints begin communicating data once the encoder indicates water has been used. Alternatively, a magnet can be used to manually activate the endpoints and verify the encoder connection.

Data Storage: TeslaSOLO endpoints can be configured to store 240 days of hourly data or 60 days of 15-minute data.

Output Message: TeslaSOLO water endpoints communicate a unique serial number, meter reading data, and applicable status indicators such as flags and alarms.

Application

Read Strategies: TeslaSOLO water endpoints can be utilized in a drive-by AMR, fixed network AMI or combination of the two read strategies simultaneously with no programming needed.

Configurations: TeslaSOLO water endpoints can be installed in indoor, outdoor and pit lid applications. As with all radio frequency (RF) endpoints of any manufacturer, mounting through or under a metallic pit lid has a negative impact on propagation and product performance. Polymer meter pit lids are highly recommended. The electronics and battery assembly are fully encapsulated in epoxy for environmental integrity. The endpoint is available with a connector assembly for ease of installation.



2912 South Access Rd.
Longview, TX 75602
PH: 903-753-3456
Fax: 903-753-5678
RG3METER.COM



TeslaSOLO-U0000000010222

Specifications

6

Approvals	FCC part 90 and part 15
Battery	Non-replaceable D-Cell lithium thionyl chloride with HLC capacitor for extended life
Battery life	20 years ¹
Connection to register	Bare wire (splice), RG3 or industry-standard connectors
Data resolution	4–8 digits ²
Encoder disconnect	An alarm is sent if communication with the encoder is interrupted as in the case of theft or vandalism
Endpoint to endpoint synchronization	< 1 min
Firmware updates	Over the air (OTA) firmware updates can be performed remotely via the LPN or onsite through TeslaDrive software
Inputs	Single or dual port
Installation Locations	Interior or exterior wall mount, pit/vault, through-the-lid ³
Meter encoder compatibility	All RG3 meter and encoders as well as most major manufacturers of water meters ⁴
Meter flags and alarms	Backflow, Tamper, Leak, Diagnostic and Battery Status flags as well as supporting extended flags and alarms from multiple meter manufacturers ⁴
Meter interface	Pulse or Encoder
Network compatibility	TeslaNet
Network topology	450 – 470 MHz Licensed Private Network (point to multi-point)
Network type	Two-way ⁵
On-board storage	Configurable 60 days of 15-minute readings or default 240 days of hourly readings – per port
Operating humidity	0%-100% non-condensing
Operating temperature	-40° to 185°F (-40° to 85°C)
Physical characteristics	Height 6.5" Width of Threads 1.8" Width of Cap at Threads 1.98" (2" pit lid hole required) Dimensions of Base 3.2"w x 3.1" d Weight: 1 lb Color: black
Remote shut-off	Open, close, partially closed – controlled from TeslaMDM or TeslaDrive software ⁶
Schedule read interval	Configurable 15-minute readings or default hourly top-of-the-hour readings
Scheduled transmit interval	Each business hour
Security	AES 256 encryption and authentication
Transmit / receive frequency	450-470 MHz FCC LPN
Warranty	20 years ^{1, 7}

¹ Battery life warranty invalid if product is stored more than 1 year before installation and activation

² Reports all digits that are electronically available from register

³ Pit/vault installation under non-metallic lid

⁴ Contact factory for specific meters and flags/alarms supported

⁵ Two-way communication for time synchronization, remote configuration, on-demand reads, historical data log retrieval, valve control, and firmware over the air (OTA) updates

⁶ Contact factory for specific valves supported

⁷ Refer to RG3 standard warranty for details



2912 South Access Rd.
Longview, TX 75602
PH: 903-753-3456
Fax: 903-753-5678
RG3METER.COM



TeslaSOLO-U0000000010222

Optical Encoder



Description

The Optical Encoder provides a high resolution encoded output using the industry standard ASCII communication protocol. The direct read mechanical odometer is permanently sealed and magnetically driven. With no battery and frictionless LED optical technology, the Optical encoder provides a long and accurate service life for all AMR and AMI applications.

Application:

The Optical Encoder is designed for use with RG3 Positive Displacement water meters. The Optical Encoder provides connectivity with RG3 Tesla endpoints, RG3 approved touch modules, and other RG3 approved AMR and AMI technology solutions.



Mounting:

The Optical Encoder in its shroud assembly uses a bayonet mount compatible with RG3 5/8" and 1" Positive Displacement water meters. The bayonet mount allows positioning of the register in any of four orientations for direct reading convenience. The Optical Encoder can be removed from the meter without disrupting water service.

Operation:

The Optical Encoder uses LED light paths to determine the exact position of each number wheel. Readings obtained by an AMR or AMI device are retrieved directly from the position of the encoder's odometer.

Magnetic Drive Communication:

Reliable and dependable register coupling is provided through a direct-drive, high-strength magnetic field, through the meter body to the wetted magnet.

Connections:

The Optical Encoder provides 3 wire communication to AMR and AMI devices. Inline RG3 or Nicor connectors are available for easy connection and installation. Optionally, the encoder can be purchased with flying lead bare wire for field splice connection or fully prewired and potted to an AMR or AMI device.

Tamper Resistant Features:

The Optical Encoder is secured to the meter with a tamper resistant Torx screw. It can be installed at the factory or in the field.

Construction:

The hermetically sealed, IP68 rated Optical Encoder assembly is constructed of a strengthened glass lens top and a corrosion-resistant metal bottom. The encoder gearing is self-lubricating thermoplastic to minimize friction and provide long, reliable life. The shroud assembly is constructed of nylon plastic for UV resistance and strength.

Temperature:

The operating range of the Optical Encoder is 14° to 158° F.

Standards:

The Optical Encoder exceeds all applicable requirements of AWWA Standard C707.



2912 South Access Rd.
Longview, TX 75602
PH: 903-753-3456
Fax: 903-753-5678
RG3METER.COM



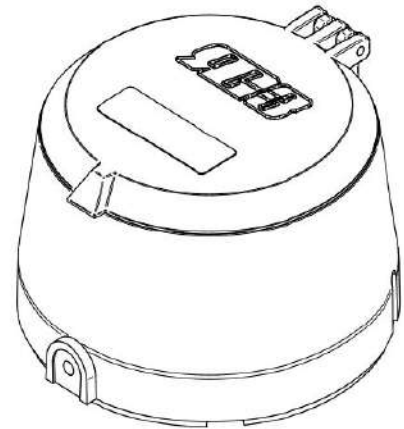
OpticalEncoder-0000030323

Optical Encoder

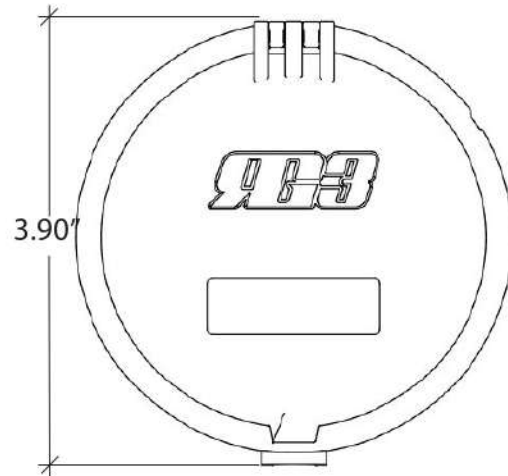
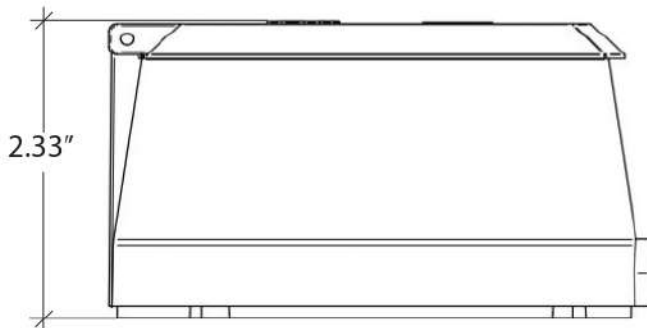


SPECIFICATIONS:

Encoder Type	Direct read, permanently sealed, magnetic drive, absolute encoder
Unit of Measure	U.S. Gallons or Cubic Feet
Test Circle	360° circle with ten divisions
Number Wheels	8 digits
Weight	10 ounces
Humidity	0 to 100% condensing
Temperature	14° to 158° F
Signal Output	Industry standard ASCII Format
Electronic Resolution	8-dial resolution for AMR and AMI
Signal Type	3-wire for AMR and AMI (red=power, black=ground, green=data)
Power Source	External – No internal battery



DIMENSIONS:



2912 South Access Rd.
Longview, TX 75602
PH: 903-753-3456
Fax: 903-753-5678
RG3METER.COM



OpticalEncoder-0000030323

TRAVIS COUNTY WCID POINT VENTURE

Accounting Report

December 14, 2023

- Review Cash Activity Report, including Receipts and Expenditures
 - ☑ Action Items:
 - Approve vendor payments
 - Approve fund transfers
- Review October 31, 2023 Financial Statements

Cash Activity Report

**Travis County WCID Point Venture
Cash Activity Report
October 31, 2023 - December 14, 2023**

		PNC Operating	PNC Bookkeeper's
Cash - Balance as of October 31, 2023		12,135.17	94,421.41
Subsequent Activity		17,801.41	(18,703.53)
Transfer approved at November 16, 2023 Meeting	To TexPool Operating Account	(30,000.00)	
Cash Receipts	Service Revenue	45,139.88	
Cash Receipts	Cell Tower Leases	2,661.53	
Cash Receipts	CLFRF Funding	-	
Returned Checks	Inframark Reimbursement	-	
	Subtotal - Operating Account	<u>17,801.41</u>	
Transfers approved at November 16, 2023 Meeting	From TexPod Operating	204,641.90	
Expenditures	Checks approved at November 17, 2023 Meeting	(190,464.25)	
Artistree Tree Care	Lot Clearing - November 2023	(2,000.00)	
Lago Vista Sun Hardware	Supplies - November 2023	(16.80)	
TCEQ	Water System Fee - FY 2024	(2,315.25)	
AmeriTex Builders	Supply Load Base and Haul to Storage Lot - November 2023	(4,560.00)	
Anthony Walters	Office Cleaning - November 2023	(130.00)	
DSHS Central Lab	Lab Fees - August 2023	(213.92)	
Spectrum	Internet - November 2023	(450.06)	
Pedemales Electric	Utilities - November 2023	(4,219.31)	
AOS Treatment Sdlutions LLC	Chemicals - WWTP - November 2023	(8,217.50)	
AT&T	Telco Account - November 2023	(322.40)	
Bill Cecala	Oversee Golf Course Irrigation and Mow Roughs - November 2023	(4,975.00)	
JJ's Waste & Recycling	Trash Service - December 2023	(177.00)	
Lago Vista Sun Hardware	Supplies - November 2023	(110.10)	
LCRA	Water - November 2023	(3,433.67)	
Point Venture POA	Irrigation Pump at Holding Pond - November 2023	(328.22)	
RG3	Tamperproof Screw - November 2023	(125.95)	
Water Utility Service	Lab Fees - November 2023	(271.00)	
Zane Furr	Mowing - November 2023	(1,015.00)	
	Subtotal - Bookkeeper's Account	<u>(18,703.53)</u>	
Expenditures to be Approved at December 14, 2023 Board Meeting		-	(100,225.46)
Vendor	Memo	Amount	
Bott & Douthitt, PLLC	Accounting Services - November 2023	(3,750.00)	
Inframark LLC	Operations and Maintenance - November 2023	(73,925.01)	
Williatt & Flickinger	Legal - November 2023	(4,161.70)	
Trihydro Corporation	Engineering - November 2023	(18,388.75)	
	Subtotal - Bookkeeper Account	<u>(100,225.46)</u>	
Subtotal		29,936.58	(24,507.58)
Transfers to be Approved at December 14, 2023 Board Meeting		-	124,507.58
Transfer	From TexPod Operating Account to PNC Bookkeeper's Account		100,225.46
Transfer	From TexPod Operating Account to PNC Bookkeeper's Account		24,282.12
Projected Balance, December 14, 2023		\$ 29,936.58	\$ 100,000.00

**Travis County WCID Point Venture
Cash/Investment Activity Report
October 31, 2023 - December 14, 2023**

	Interest Rate	Maturity Date	Balance 10/31/2023	Subsequent Receipts	Subsequent Disbursements	Subtotal 12/14/2023	Transfers to be Approved 12/14/2023		Projected Balance 12/14/2023
General Fund -									
PNC - Operating	0.0000%	N/A	\$ 12,135.17	\$ 67,801.41	\$ (50,000.00)	\$ 29,936.58	\$ -		\$ 29,936.58
PNC - Bookkeeper's	0.0000%	N/A	94,421.41	204,641.90	(323,570.89)	(24,507.58)	124,507.58	(1), (2)	100,000.00
Central Bank - Lockbox	0.0000%	N/A	75,348.30	-	-	75,348.30	(70,000.00)	(3)	5,348.30
Texpool General Operating	5.3741%	N/A	2,188,166.10	63,064.25	(224,641.90)	2,026,588.45	(54,507.58)	(1), (2), (3)	1,972,080.87
Total - General Fund			2,370,070.98	335,507.56	(598,212.79)	2,107,365.75	-		2,107,365.75
Debt Service Fund -									
TexPool Tax	5.3741%	N/A	8,264.03	-	-	8,264.03	-		8,264.03
TexPool - Interest and Sinking	5.3741%	N/A	779,436.63	-	-	779,436.63	-		779,436.63
Total - Debt Service Fund			787,700.66	-	-	787,700.66	-		787,700.66
Capital Project Fund -									
Texpool - Series 2016	5.3741%	N/A	26,840.28	-	-	26,840.28	-		26,840.28
Texpool - Series 2020	5.3741%	N/A	13,119,291.84	-	(33,064.25)	13,086,227.59	(452,380.50)	(4)	12,633,847.09
Texpool - American Resue CLFRF	5.3741%	N/A	270,107.83	-	(215,221.08)	54,886.75			54,886.75
Total - Capital Project Fund			13,416,239.95	-	(248,285.33)	13,167,954.62	(452,380.50)		12,715,574.12
Total - All Funds			\$ 16,574,011.59	\$ 335,507.56	\$ (846,498.12)	\$ 16,063,021.03	\$ (452,380.50)		\$ 15,610,640.53

Transfer Letter Information:

- (1) From TexPool Operating Account to PNC Bookkeeper's Account: \$100,225.46
- (2) From TexPool Operating Account to PNC Bookkeeper's Account: \$24,282.12
- (3) From Central Bank Lockbox Account to TexPool Operating Account: \$70,000.00
- (4) From TexPool SR 2020 Capital Projects Account to Associated Construction Partners, Ltd: \$452,380.50

WPV	-- WCID POINT VENTURE												
YEAR	BEGINNING TAX BALANCE	TAX ADJ	BASE TAX COLLECTED	NET BASE TAX REVERSALS	NET BASE TAX COLLECTED	PERCENT COLLECTED	ENDING TAX BALANCE	P & I COLLECTED	P & I REVERSALS	LRP COLLECTED	OTHER PENALTY COLLECTED	TOTAL DISTRIBUTED	
1983	.00	.00	.00	.00	.00	.00 %	.00	.00	.00	.00	.00	.00	
1984	.00	.00	.00	.00	.00	.00 %	.00	.00	.00	.00	.00	.00	
1985	.00	.00	.00	.00	.00	.00 %	.00	.00	.00	.00	.00	.00	
1986	.00	.00	.00	.00	.00	.00 %	.00	.00	.00	.00	.00	.00	
1987	.00	.00	.00	.00	.00	.00 %	.00	.00	.00	.00	.00	.00	
1988	.00	.00	.00	.00	.00	.00 %	.00	.00	.00	.00	.00	.00	
1989	.00	.00	.00	.00	.00	.00 %	.00	.00	.00	.00	.00	.00	
1990	.00	.00	.00	.00	.00	.00 %	.00	.00	.00	.00	.00	.00	
1991	.00	.00	.00	.00	.00	.00 %	.00	.00	.00	.00	.00	.00	
1992	.00	.00	.00	.00	.00	.00 %	.00	.00	.00	.00	.00	.00	
1993	.00	.00	.00	.00	.00	.00 %	.00	.00	.00	.00	.00	.00	
1994	.00	.00	.00	.00	.00	.00 %	.00	.00	.00	.00	.00	.00	
1995	.00	.00	.00	.00	.00	.00 %	.00	.00	.00	.00	.00	.00	
1996	.00	.00	.00	.00	.00	.00 %	.00	.00	.00	.00	.00	.00	
1997	.00	.00	.00	.00	.00	.00 %	.00	.00	.00	.00	.00	.00	
1998	.00	.00	.00	.00	.00	.00 %	.00	.00	.00	.00	.00	.00	
1999	.00	.00	.00	.00	.00	.00 %	.00	.00	.00	.00	.00	.00	
2000	.00	.00	.00	.00	.00	.00 %	.00	.00	.00	.00	.00	.00	
2001	.00	.00	.00	.00	.00	.00 %	.00	.00	.00	.00	.00	.00	
2002	.00	.00	.00	.00	.00	.00 %	.00	.00	.00	.00	.00	.00	
2003	.00	.00	.00	.00	.00	.00 %	.00	.00	.00	.00	.00	.00	
2004	.00	.00	.00	.00	.00	.00 %	.00	.00	.00	.00	.00	.00	
2005	.00	.00	.00	.00	.00	.00 %	.00	.00	.00	.00	.00	.00	
2006	.00	.00	.00	.00	.00	.00 %	.00	.00	.00	.00	.00	.00	
2007	.00	.00	.00	.00	.00	.00 %	.00	.00	.00	.00	.00	.00	
2008	461.78	.00	.00	.00	.00	.00 %	461.78	.00	.00	.00	.00	.00	
2009	1224.88	.00	.00	.00	.00	.00 %	1224.88	.00	.00	.00	.00	.00	
2010	1220.25	.00	.00	.00	.00	.00 %	1220.25	.00	.00	.00	.00	.00	
2011	1259.07	.00	.00	.00	.00	.00 %	1259.07	.00	.00	.00	.00	.00	
2012	1416.57	.00	25.71	.00	25.71	1.81 %	1390.86	17.61	.00	.00	.00	43.32	
2013	1917.28	.00	.00	.00	.00	.00 %	1917.28	.00	.00	.00	.00	.00	
2014	1934.13	.00	.00	.00	.00	.00 %	1934.13	.00	.00	.00	.00	.00	
2015	3176.56	.00	.00	.00	.00	.00 %	3176.56	.00	.00	.00	.00	.00	
2016	3191.21	.00	.00	.00	.00	.00 %	3191.21	.00	.00	.00	.00	.00	
2017	3414.74	.00	.00	.00	.00	.00 %	3414.74	.00	.00	.00	.00	.00	
2018	3725.49	.00	.00	.00	.00	.00 %	3725.49	.00	.00	.00	.00	.00	
2019	3779.87	.00	.00	.00	.00	.00 %	3779.87	.00	.00	.00	.00	.00	
2020	4475.61	.00	.00	.00	.00	.00 %	4475.61	.00	.00	.00	.00	.00	
2021	8856.15	.00	82.98	.00	82.98	.94 %	8773.17	27.38	.00	.00	.00	110.36	
TOTL	40053.59	.00	108.69	.00	108.69	.27 %	39944.90	44.99	.00	.00	.00	153.68	
2022	22246.81	1100.86	3306.83	420.00	2886.83	12.36 %	20460.84	694.44	.00	.00	.00	3581.27	

TOTL	62300.40	1100.86	3415.52	420.00	2995.52	4.72 %	60405.74	739.43	.00	.00	.00	3734.95
------	----------	---------	---------	--------	---------	--------	----------	--------	-----	-----	-----	---------

7

Travis County WCID Point Venture
ANALYSIS OF TAXES COLLECTED FOR RECONCILIATION
 FY 2023 - 2024

7

TAX YEAR	2023			2022			Prior Years			TOTAL		
	General	Debt Service		General	Debt Service		General	Debt Service		General	Debt Service	
	Fund	Fund	Total	Fund	Fund	Total	Fund	Fund	Total	Fund	Fund	Total
PERCENTAGE	\$ 0.4062	\$ 0.2660	\$ 0.6722	\$ 0.3628	\$ 0.3372	\$ 0.7000						
COLLECTIONS:												
OCT												
TAX ADJUSTMENTS	0.00	0.00	0.00	570.56	530.30	1,100.86	0.00	0.00	0.00	570.56	530.30	1,100.86
BASE TAX REV	0.00	0.00	0.00	(217.68)	(202.32)	(420.00)	0.00	0.00	0.00	(217.68)	(202.32)	(420.00)
TAXES	0.00	0.00	0.00	1,713.88	1,592.95	3,306.83	60.32	48.37	108.69	1,774.20	1,641.32	3,415.52
PENALTY	0.00	0.00	0.00	359.92	334.52	694.44	25.50	19.49	44.99	385.42	354.01	739.43
NOV												
TAX ADJUSTMENTS	0.00	0.00	0.00	0.00	0.00	0.00	0.00	0.00	0.00	0.00	0.00	0.00
BASE TAX REV	0.00	0.00	0.00	0.00	0.00	0.00	0.00	0.00	0.00	0.00	0.00	0.00
TAXES	0.00	0.00	0.00	0.00	0.00	0.00	0.00	0.00	0.00	0.00	0.00	0.00
PENALTY	0.00	0.00	0.00	0.00	0.00	0.00	0.00	0.00	0.00	0.00	0.00	0.00
DEC												
TAX ADJUSTMENTS	0.00	0.00	0.00	0.00	0.00	0.00	0.00	0.00	0.00	0.00	0.00	0.00
BASE TAX REV	0.00	0.00	0.00	0.00	0.00	0.00	0.00	0.00	0.00	0.00	0.00	0.00
TAXES	0.00	0.00	0.00	0.00	0.00	0.00	0.00	0.00	0.00	0.00	0.00	0.00
PENALTY	0.00	0.00	0.00	0.00	0.00	0.00	0.00	0.00	0.00	0.00	0.00	0.00
JAN												
TAX ADJUSTMENTS	0.00	0.00	0.00	0.00	0.00	0.00	0.00	0.00	0.00	0.00	0.00	0.00
BASE TAX REV	0.00	0.00	0.00	0.00	0.00	0.00	0.00	0.00	0.00	0.00	0.00	0.00
TAXES	0.00	0.00	0.00	0.00	0.00	0.00	0.00	0.00	0.00	0.00	0.00	0.00
PENALTY	0.00	0.00	0.00	0.00	0.00	0.00	0.00	0.00	0.00	0.00	0.00	0.00
FEB												
TAX ADJUSTMENTS	0.00	0.00	0.00	0.00	0.00	0.00	0.00	0.00	0.00	0.00	0.00	0.00
BASE TAX REV	0.00	0.00	0.00	0.00	0.00	0.00	0.00	0.00	0.00	0.00	0.00	0.00
TAXES	0.00	0.00	0.00	0.00	0.00	0.00	0.00	0.00	0.00	0.00	0.00	0.00
PENALTY	0.00	0.00	0.00	0.00	0.00	0.00	0.00	0.00	0.00	0.00	0.00	0.00
MAR												
TAX ADJUSTMENTS	0.00	0.00	0.00	0.00	0.00	0.00	0.00	0.00	0.00	0.00	0.00	0.00
BASE TAX REV	0.00	0.00	0.00	0.00	0.00	0.00	0.00	0.00	0.00	0.00	0.00	0.00
TAXES	0.00	0.00	0.00	0.00	0.00	0.00	0.00	0.00	0.00	0.00	0.00	0.00
PENALTY	0.00	0.00	0.00	0.00	0.00	0.00	0.00	0.00	0.00	0.00	0.00	0.00
APR												
TAX ADJUSTMENTS	0.00	0.00	0.00	0.00	0.00	0.00	0.00	0.00	0.00	0.00	0.00	0.00
BASE TAX REV	0.00	0.00	0.00	0.00	0.00	0.00	0.00	0.00	0.00	0.00	0.00	0.00
TAXES	0.00	0.00	0.00	0.00	0.00	0.00	0.00	0.00	0.00	0.00	0.00	0.00
PENALTY	0.00	0.00	0.00	0.00	0.00	0.00	0.00	0.00	0.00	0.00	0.00	0.00
MAY												
TAX ADJUSTMENTS	0.00	0.00	0.00	0.00	0.00	0.00	0.00	0.00	0.00	0.00	0.00	0.00
BASE TAX REV	0.00	0.00	0.00	0.00	0.00	0.00	0.00	0.00	0.00	0.00	0.00	0.00
TAXES	0.00	0.00	0.00	0.00	0.00	0.00	0.00	0.00	0.00	0.00	0.00	0.00
PENALTY	0.00	0.00	0.00	0.00	0.00	0.00	0.00	0.00	0.00	0.00	0.00	0.00
JUN												
TAX ADJUSTMENTS	0.00	0.00	0.00	0.00	0.00	0.00	0.00	0.00	0.00	0.00	0.00	0.00
BASE TAX REV	0.00	0.00	0.00	0.00	0.00	0.00	0.00	0.00	0.00	0.00	0.00	0.00
TAXES	0.00	0.00	0.00	0.00	0.00	0.00	0.00	0.00	0.00	0.00	0.00	0.00
PENALTY	0.00	0.00	0.00	0.00	0.00	0.00	0.00	0.00	0.00	0.00	0.00	0.00
JUL												
TAX ADJUSTMENTS	0.00	0.00	0.00	0.00	0.00	0.00	0.00	0.00	0.00	0.00	0.00	0.00
BASE TAX REV	0.00	0.00	0.00	0.00	0.00	0.00	0.00	0.00	0.00	0.00	0.00	0.00
TAXES	0.00	0.00	0.00	0.00	0.00	0.00	0.00	0.00	0.00	0.00	0.00	0.00
PENALTY	0.00	0.00	0.00	0.00	0.00	0.00	0.00	0.00	0.00	0.00	0.00	0.00
AUG												
TAX ADJUSTMENTS	0.00	0.00	0.00	0.00	0.00	0.00	0.00	0.00	0.00	0.00	0.00	0.00
BASE TAX REV	0.00	0.00	0.00	0.00	0.00	0.00	0.00	0.00	0.00	0.00	0.00	0.00
TAXES	0.00	0.00	0.00	0.00	0.00	0.00	0.00	0.00	0.00	0.00	0.00	0.00
PENALTY	0.00	0.00	0.00	0.00	0.00	0.00	0.00	0.00	0.00	0.00	0.00	0.00
SEP												
TAX ADJUSTMENTS	0.00	0.00	0.00	0.00	0.00	0.00	0.00	0.00	0.00	0.00	0.00	0.00
BASE TAX REV	0.00	0.00	0.00	0.00	0.00	0.00	0.00	0.00	0.00	0.00	0.00	0.00
TAXES	0.00	0.00	0.00	0.00	0.00	0.00	0.00	0.00	0.00	0.00	0.00	0.00
PENALTY	0.00	0.00	0.00	0.00	0.00	0.00	0.00	0.00	0.00	0.00	0.00	0.00
TOTAL												
BASE TAX REV	0.00	0.00	0.00	(217.68)	(202.32)	(420.00)	0.00	0.00	0.00	(217.68)	(202.32)	(420.00)
TAXES	0.00	0.00	0.00	1,713.88	1,592.95	3,306.83	60.32	48.37	108.69	1,774.20	1,641.32	3,415.52
PENALTY	0.00	0.00	0.00	359.92	334.52	694.44	25.50	19.49	44.99	385.42	354.01	739.43
TOTAL DISTRIBUTION	0.00	0.00	0.00	1,856.12	1,725.15	3,581.27	85.82	67.86	153.68	1,941.94	1,793.01	3,734.95
BEGINNING												
TAX ADJUSTMENTS	0.00	0.00	0.00	11,530.20	10,716.61	22,246.81	21,590.09	18,463.50	40,053.59	33,120.29	29,180.11	62,300.40
BASE TAX REV	0.00	0.00	0.00	570.56	530.30	1,100.86	0.00	0.00	0.00	570.56	530.30	1,100.86
LESS: COLLECTIONS	0.00	0.00	0.00	(217.68)	(202.32)	(420.00)	0.00	0.00	0.00	217.68	202.32	420.00
	0.00	0.00	0.00	(1,713.88)	(1,592.95)	(3,306.83)	(60.32)	(48.37)	(108.69)	(1,774.20)	(1,641.32)	(3,415.52)
TAX REC @ END OF PERIOD	0.00	0.00	0.00	10,604.56	9,856.28	20,460.84	21,529.77	18,415.13	39,944.90	32,134.33	28,271.41	60,405.74

Financial Statements

Travis County WCID Point Venture**Accountant's Compilation Report****October 31, 2023**

The District is responsible for the accompanying financial statements of the governmental activities of Travis County WCID Point Venture, as of and for the one month ended October 31, 2023, which collectively comprise the District's basic financial statements – governmental funds in accordance with the accounting principles generally accepted in the United States of America. We have performed a compilation engagement in accordance with Statements on Standards for Accounting and Review Services promulgated by the Accounting and Review Services Committee of the AICPA. We did not audit or review the financial statements nor were we required to perform any procedures to verify the accuracy or completeness of the information provided by management. Accordingly, we do not express an opinion, a conclusion, nor provide any form of assurance on these financial statements.

The District has omitted the management's discussion and analysis, the Statement of Net Assets, and Statement of Activities that the Governmental Accounting Standards Board required to be presented to supplement the basic financial statements. Such missing information, although not a part of the basic financial statements, is required by the Governmental Accounting Standards Board who considers it to be an essential part of financial reporting for placing the basic financial statements in an appropriate operational, economic, or historic context.

In addition, the District has elected to omit substantially all of the disclosures and the statement of cash flows required by accounting principles generally accepted in the United States of America. If the omitted disclosures and components required by GASB 34 were included in the financial statements, they might influence the user's conclusions about the District's financial position, results of operations, and cash flows. Accordingly, these financial statements are not designed for those who are not informed about such matters.

Accounting principles generally accepted in the United States of America require that budgetary comparison information be presented to supplement the basic financial statements. Such information is presented for purposes of additional analysis and, although not a required part of the basic financial statements, is required by the Governmental Accounting Standards Board who considers it to be an essential part of financial reporting and for placing the basic financial statements in an appropriate operational, economic, or historical context. Such information is the responsibility of management. The required supplementary information was subject to our compilation engagement. We have not audited or reviewed the required supplementary information and do not express an opinion, a conclusion, nor provide any assurance on such information.

Supplementary Information

The supplementary information contained in the schedules described in the Supplementary Information Index is presented for purposes of additional analysis and is not a required part of the basic financial statements. This information is the representation of management. The information was subject to our compilation engagement, however, we have not audited or reviewed the supplementary information and, accordingly, do not express an opinion, a conclusion, nor provide any form of assurance on such supplementary information.

We are not independent with respect to Travis County WCID Point Venture.



BOTT & DOUTHITT, P.L.L.C.

December 8, 2023
Round Rock, TX

**Travis County WCID Point Venture
Governmental Funds Balance Sheet
October 31, 2023**

	Governmental Funds			Governmental Funds Total
	General Fund	Debt Service Fund	Capital Projects Fund	
Assets				
Cash and Cash Equivalents				
Cash	\$ 182,404.88	\$ -	\$ -	\$ 182,404.88
Cash Equivalents	2,188,166.10	787,700.66	13,416,239.95	16,392,106.71
Prepaid Expenses	260.00	-	-	260.00
Receivables				
Property Taxes	32,134.32	28,271.42	-	60,405.74
Service accounts, net of allowance for doubtful accounts of \$626.85	81,450.59	-	-	81,450.59
Interfund	14,265.04	-	-	14,265.04
Accrued Service Revenue	26,189.99	-	-	26,189.99
Other	16,413.31	-	-	16,413.31
Total Assets	\$ 2,541,284.23	\$ 815,972.08	\$ 13,416,239.95	\$ 16,773,496.26
Liabilities				
Accounts Payable	\$ 183,597.81	\$ -	\$ -	\$ 183,597.81
Accrued Expenses	5,897.79	-	-	5,897.79
Unclaimed Property	1,814.81	-	-	1,814.81
Customer Deposits	109,623.41	-	-	109,623.41
Due to TCEQ	4,273.66	-	-	4,273.66
Interfund	-	2,309.97	11,955.07	14,265.04
Total Liabilities	305,207.48	2,309.97	11,955.07	319,472.52
Deferred Inflows of Resources				
Deferred Revenue - Property Taxes	32,134.32	28,271.42	-	60,405.74
Total Deferred Inflows of Resources	32,134.32	28,271.42	-	60,405.74
Fund Balance				
Fund Balances:				
Restricted for				
Debt Service	-	785,390.69	-	785,390.69
Capital Projects	-	-	13,404,284.88	13,404,284.88
Unassigned	2,203,942.43	-	-	2,203,942.43
Total Fund Balances	2,203,942.43	785,390.69	13,404,284.88	16,393,618.00
Total Liabilities, Deferred Inflows of Resources and Fund Balances	\$ 2,541,284.23	\$ 815,972.08	\$ 13,416,239.95	\$ 16,773,496.26

Travis County WCID Point Venture Statement of Revenues, Expenditures & Changes in Fund Balance-Governmental Funds October 1, 2023 - October 31, 2023

7

	Governmental Funds			Governmental Funds Total
	General Fund	Debt Service Fund	Capital Projects Fund	
Revenues:				
Property Taxes and Penalties	\$ 1,941.94	\$ 1,793.01	\$ -	\$ 3,734.95
Service Accounts				
Water Revenue	59,213.67	-	-	59,213.67
Sewer Revenue	33,217.39	-	-	33,217.39
Service Account Penalty	1,495.00	-	-	1,495.00
Interest	10,108.35	3,553.75	60,831.17	74,493.27
Other	2,761.53	-	252.93	3,014.46
Total Revenues	108,737.88	5,346.76	61,084.10	175,168.74
Expenditures:				
Current-				
District Facilities				
Water Purchases	254.64	-	-	254.64
Utilities	4,482.95	-	-	4,482.95
Telephone	827.85	-	-	827.85
Water Maintenance	9,426.16	-	-	9,426.16
Sewer Maintenance	18,711.35	-	-	18,711.35
Sludge Hauling	2,977.41	-	-	2,977.41
General Maintenance	1,215.45	-	-	1,215.45
Operations/Management Fees	47,152.69	-	-	47,152.69
Administrative Services				
Office	412.55	-	-	412.55
Permit and Fees	1,250.00	-	-	1,250.00
Insurance	18,128.04	-	-	18,128.04
Bank Charges	501.53	-	-	501.53
Miscellaneous	125.00	-	-	125.00
Professional Fees				
Legal Fees	3,809.14	-	-	3,809.14
Accounting Fees	3,750.00	-	-	3,750.00
Engineering Fees	4,223.50	-	-	4,223.50
Capital Outlay	-	-	12,208.00	12,208.00
Total Expenditures	117,248.26	-	12,208.00	129,456.26
Excess / (Deficiency) of Revenues over Expenditures	(8,510.38)	5,346.76	48,876.10	45,712.48
Fund Balance, October 1, 2023	2,212,452.81	780,043.93	13,355,408.78	16,347,905.52
Fund Balance, October 31, 2023	\$ 2,203,942.43	\$ 785,390.69	\$ 13,404,284.88	\$ 16,393,618.00

Supplementary Information Index

General Fund

- Budgetary Comparison Schedule
- Revenues & Expenditures: Actual + Budgeted

Debt Service Fund

- Debt Service Schedule

General Fund

**Travis County WCID Point Venture
Budgetary Comparison Schedule - General Fund
October 31, 2023**

7

	CURRENT MONTH			YEAR TO DATE		
	Actual	Budget	Difference	Actual	Budget	Difference
Revenues:						
Property Taxes, including penalties	\$ 1,941.94	\$ -	\$ 1,941.94	\$ 1,941.94	\$ -	\$ 1,941.94
Service Accounts						
Water Revenue	59,213.67	57,000.00	2,213.67	59,213.67	57,000.00	2,213.67
Sewer Revenue	33,217.39	33,000.00	217.39	33,217.39	33,000.00	217.39
Service Account Penalty	1,495.00	900.00	595.00	1,495.00	900.00	595.00
Tap/Connection Fees	-	7,300.00	(7,300.00)	-	7,300.00	(7,300.00)
Interest Income	10,108.35	8,000.00	2,108.35	10,108.35	8,000.00	2,108.35
Other Income	2,761.53	3,215.00	(453.47)	2,761.53	3,215.00	(453.47)
Total Revenues	108,737.88	109,415.00	(677.12)	108,737.88	109,415.00	(677.12)
Expenditures:						
Current-						
District Facilities						
Water Purchases	254.64	4,299.00	4,044.36	254.64	4,299.00	4,044.36
Utilities	4,482.95	5,600.00	1,117.05	4,482.95	5,600.00	1,117.05
Telephone	827.85	900.00	72.15	827.85	900.00	72.15
Water Maintenance	9,426.16	33,333.00	23,906.84	9,426.16	33,333.00	23,906.84
Water Tap Installation	-	3,000.00	3,000.00	-	3,000.00	3,000.00
Sewer Maintenance	18,711.35	37,500.00	18,788.65	18,711.35	37,500.00	18,788.65
Sewer Tap Installation	-	4,300.00	4,300.00	-	4,300.00	4,300.00
Sludge Hauling	2,977.41	6,000.00	3,022.59	2,977.41	6,000.00	3,022.59
General Maintenance	1,215.45	1,000.00	(215.45)	1,215.45	1,000.00	(215.45)
Operations and Management Fees	47,152.69	47,200.00	47.31	47,152.69	47,200.00	47.31
Administrative Services						
Office	412.55	1,500.00	1,087.45	412.55	1,500.00	1,087.45
Permit and Fees	1,250.00	1,250.00	-	1,250.00	1,250.00	-
Insurance	18,128.04	20,000.00	1,871.96	18,128.04	20,000.00	1,871.96
Bank Charges	501.53	500.00	(1.53)	501.53	500.00	(1.53)
Miscellaneous	125.00	500.00	375.00	125.00	500.00	375.00
Professional Fees						
Legal Fees	3,809.14	4,750.00	940.86	3,809.14	4,750.00	940.86
Accounting Fees	3,750.00	4,250.00	500.00	3,750.00	4,250.00	500.00
Engineering Fees	4,223.50	6,000.00	1,776.50	4,223.50	6,000.00	1,776.50
Total Expenditures	117,248.26	181,882.00	64,633.74	117,248.26	181,882.00	64,633.74
Excess/(Deficiency) of Revenues and Other Financing Sources over over Expenditures	\$ (8,510.38)	\$ (72,467.00)	\$ 63,956.62	\$ (8,510.38)	\$ (72,467.00)	\$ 63,956.62

**Travis County WCID Point Venture
Revenues and Expenditures - General Fund: Actual + Budgeted
Fiscal Year October 2023 - September 2024**

7

	FY 2024 Budget Adopted 9/28/23	Actual Oct-23	Budget Nov-23	Budget Dec-23	Budget Jan-24	Budget Feb-24	Budget Mar-24	Budget Apr-24	Budget May-24	Budget Jun-24	Budget Jul-24	Budget Aug-24	Budget Sep-24	Projected Total	Projected Variance
Revenues:															
Property Tax, including p & i	\$ 1,878,876	\$ 1,942	\$ 94,893	\$ 1,138,712	\$ 474,464	\$ 170,807	\$ -	\$ -	\$ -	\$ -	\$ -	\$ -	\$ -	\$ 1,880,818	\$ 1,942
Service Accounts															
Water Revenue	568,000	59,214	51,000	34,000	36,000	33,000	39,000	45,000	43,000	54,000	54,000	60,000	62,000	570,214	2,214
Sewer Revenue	396,000	33,217	33,000	33,000	33,000	33,000	33,000	33,000	33,000	33,000	33,000	33,000	33,000	396,217	217
Service Account Penalty	10,800	1,495	900	900	900	900	900	900	900	900	900	900	900	11,395	595
Tap/Connection Fees	87,600	-	7,300	7,300	7,300	7,300	7,300	7,300	7,300	7,300	7,300	7,300	7,300	80,300	(7,300)
Interest	96,000	10,108	8,000	8,000	8,000	8,000	8,000	8,000	8,000	8,000	8,000	8,000	8,000	98,108	2,108
Other Income	82,644	2,762	3,215	3,215	3,215	3,215	3,215	3,215	3,215	3,215	3,215	3,215	47,279	82,191	(453)
Total Revenues	3,119,920	108,738	198,308	1,225,127	562,879	256,222	91,415	97,415	95,415	106,415	106,415	112,415	158,479	3,119,243	(677)
Expenditures:															
Current -															
District Facilities															
Water Purchases	48,568	255	3,201	3,018	3,110	3,110	3,018	4,208	4,299	5,122	4,756	4,756	5,671	44,524	4,044
Utilities	67,200	4,483	5,600	5,600	5,600	5,600	5,600	5,600	5,600	5,600	5,600	5,600	5,600	66,083	1,117
Telephone	10,800	828	900	900	900	900	900	900	900	900	900	900	900	10,728	72
Water Maintenance	400,000	9,426	33,333	33,333	33,333	33,333	33,333	33,333	33,333	33,333	33,333	33,333	33,337	376,093	23,907
Water Tap Installation	36,000	-	3,000	3,000	3,000	3,000	3,000	3,000	3,000	3,000	3,000	3,000	3,000	33,000	3,000
Wastewater Maintenance	450,000	18,711	37,500	37,500	37,500	37,500	37,500	37,500	37,500	37,500	37,500	37,500	37,500	431,211	18,789
WW Tap Installation	51,600	-	4,300	4,300	4,300	4,300	4,300	4,300	4,300	4,300	4,300	4,300	4,300	47,300	4,300
Sludge Hauling	72,000	2,977	6,000	6,000	6,000	6,000	6,000	6,000	6,000	6,000	6,000	6,000	6,000	68,977	3,023
General Maintenance	12,000	1,215	1,000	1,000	1,000	1,000	1,000	1,000	1,000	1,000	1,000	1,000	1,000	12,215	(215)
Operations and Management Fees	579,144	47,153	47,200	47,200	48,616	48,616	48,616	48,616	48,616	48,616	48,616	48,616	48,616	579,097	47
Administrative Services															
Office	18,000	413	1,500	1,500	1,500	1,500	1,500	1,500	1,500	1,500	1,500	1,500	1,500	16,913	1,087
Public Notice	5,000	-	-	-	-	-	-	-	-	-	-	-	5,000	5,000	-
Permit and Fees	2,000	1,250	-	-	-	-	-	-	-	-	-	-	750	2,000	-
Tax Appraisal/Collector Fees	8,750	-	-	3,500	-	-	1,750	-	-	1,750	-	-	1,750	8,750	-
Insurance	20,000	18,128	-	-	-	-	-	-	-	-	-	-	-	18,128	1,872
Bank Charges	6,000	502	500	500	500	500	500	500	500	500	500	500	500	6,002	(2)
Director Training	500	-	-	-	-	-	-	-	-	-	-	-	500	500	-
Election	5,000	-	-	-	-	-	-	-	-	-	-	-	5,000	5,000	-
Miscellaneous	6,000	125	500	500	500	500	500	500	500	500	500	500	500	5,625	375
Professional Fees															
Legal Fees	57,000	3,809	4,750	4,750	4,750	4,750	4,750	4,750	4,750	4,750	4,750	4,750	4,750	56,059	941
Accounting Fees	51,000	3,750	4,250	4,250	4,250	4,250	4,250	4,250	4,250	4,250	4,250	4,250	4,250	50,500	500
Engineering Fees	72,000	4,224	6,000	6,000	6,000	6,000	6,000	6,000	6,000	6,000	6,000	6,000	6,000	70,224	1,777
Audit Fees	15,500	-	-	15,500	-	-	-	-	-	-	-	-	-	15,500	-
Total Expenditures	1,994,062	117,248	159,534	178,351	160,859	160,859	162,517	161,957	162,048	164,621	162,505	162,505	176,424	1,929,428	64,634
Excess/(Deficiency) of Revenues over Expenditures	\$ 1,125,858	\$ (8,510)	\$ 38,774	\$ 1,046,776	\$ 402,020	\$ 95,363	\$ (71,102)	\$ (64,542)	\$ (66,633)	\$ (58,206)	\$ (56,090)	\$ (50,090)	\$ (17,945)	\$ 1,189,815	\$ 63,957

Debt Service Fund

Travis County WCID Point Venture Debt Service Schedule

7

Due Date	Paid Date	Series 2016		Series 2020		Total
		Principal	Interest	Principal	Interest	
2/15/2019	2/15/2019	-	102,313	-	-	102,313
8/15/2019	8/15/2019	275,000	102,313	-	-	377,313
FY 2019		275,000	204,625	-	-	479,625
2/15/2020	2/15/2020	-	99,563	-	-	99,563
8/15/2020	8/15/2020	285,000	99,563	-	-	384,563
FY 2020		285,000	199,125	-	-	484,125
2/15/2021	2/15/2021	-	96,713	-	-	96,713
8/15/2021	8/15/2021	295,000	96,713	280,000	201,144	872,856
FY 2021		295,000	193,425	280,000	201,144	969,569
2/15/2022	2/15/2022	-	93,763	-	154,603	248,366
8/15/2022	8/15/2022	310,000	93,763	425,000	154,603	983,366
FY 2022		310,000	187,525	425,000	309,206	1,231,731
2/15/2023	2/15/2023	-	90,663	-	146,103	236,766
8/15/2023	8/15/2023	320,000	90,663	445,000	146,103	1,001,766
FY 2023		320,000	181,325	445,000	292,206	1,238,531
2/15/2024	2/15/2024	-	85,863	-	137,203	223,066
8/15/2024	8/15/2024	335,000	85,863	460,000	137,203	1,018,066
FY 2024		335,000	171,725	460,000	274,406	1,241,131
2/15/2025	2/15/2025	-	80,838	-	128,003	208,841
8/15/2025	8/15/2025	350,000	80,838	480,000	128,003	1,038,841
FY 2025		350,000	161,675	480,000	256,006	1,247,681
2/15/2026	2/15/2026	-	75,588	-	118,403	193,991
8/15/2026	8/15/2026	360,000	75,588	505,000	118,403	1,058,991
FY 2026		360,000	151,175	505,000	236,806	1,252,981
2/15/2027	2/15/2027	-	70,188	-	108,303	178,491
8/15/2027	8/15/2027	375,000	70,188	525,000	108,303	1,078,491
FY 2027		375,000	140,375	525,000	216,606	1,256,981
2/15/2028	2/15/2028	-	64,563	-	103,053	167,616
8/15/2028	8/15/2028	395,000	64,563	545,000	103,053	1,107,616
FY 2028		395,000	129,125	545,000	206,106	1,275,231
2/15/2029	2/15/2029	-	58,638	-	100,328	158,966
8/15/2029	8/15/2029	410,000	58,638	570,000	100,328	1,138,966
FY 2029		410,000	117,275	570,000	200,656	1,297,931
2/15/2030	2/15/2030	-	52,488	-	96,766	149,253
8/15/2030	8/15/2030	425,000	52,488	595,000	96,766	1,169,253
FY 2030		425,000	104,975	595,000	193,531	1,318,506
2/15/2031	2/15/2031	-	46,113	-	92,675	138,788
8/15/2031	8/15/2031	445,000	46,113	620,000	92,675	1,203,788
FY 2031		445,000	92,225	620,000	185,350	1,342,575
2/15/2032	2/15/2032	-	39,438	-	88,025	127,463
8/15/2032	8/15/2032	460,000	39,438	645,000	88,025	1,232,463
FY 2032		460,000	78,875	645,000	176,050	1,359,925
2/15/2033	2/15/2033	-	32,538	-	82,784	115,322
8/15/2033	8/15/2033	480,000	32,538	675,000	82,784	1,270,322
FY 2033		480,000	65,075	675,000	165,569	1,385,644
2/15/2034	2/15/2034	-	25,038	-	77,300	102,338
8/15/2034	8/15/2034	500,000	25,038	700,000	77,300	1,302,338
FY 2034		500,000	50,075	700,000	154,600	1,404,675
2/15/2035	2/15/2035	-	17,225	-	70,300	87,525
8/15/2035	8/15/2035	520,000	17,225	730,000	70,300	1,337,525
FY 2035		520,000	34,450	730,000	140,600	1,425,050
2/15/2036	2/15/2036	-	8,775	-	63,000	71,775
8/15/2036	8/15/2036	540,000	8,775	760,000	63,000	1,371,775
FY 2036		540,000	17,550	760,000	126,000	1,443,550
2/15/2037	2/15/2037	-	-	-	55,400	55,400
8/15/2037	8/15/2037	-	-	1,300,000	55,400	1,355,400
FY 2037		-	-	1,300,000	110,800	1,410,800
2/15/2038	2/15/2038	-	-	-	42,400	42,400
8/15/2038	8/15/2038	-	-	1,355,000	42,400	1,397,400
FY 2038		-	-	1,355,000	84,800	1,439,800
2/15/2039	2/15/2039	-	-	-	28,850	28,850
8/15/2039	8/15/2039	-	-	1,415,000	28,850	1,443,850
FY 2039		-	-	1,415,000	57,700	1,472,700
2/15/2040	2/15/2040	-	-	-	14,700	14,700
8/15/2040	8/15/2040	-	-	1,470,000	14,700	1,484,700
FY 2040		-	-	1,470,000	29,400	1,499,400
Total - All Series		\$ 7,080,000	\$ 2,280,600	\$ 14,500,000	\$ 3,617,544	\$ 27,478,144
Remaining Balance		5,595,000	1,314,575	7,810,000	2,532,288	17,251,863

Slupe Septic Service

8
2933

SEPTIC TANK CLEANING
SEWER & DRAIN CLEANING SERVICE

David: 512-720-8350
dwslupe@gmail.com

“Got Poop
Call Slupe”



P.O. Box 366
Pflugerville, Tx. 78691

AMOUNT

<input type="checkbox"/> Septic Tank Pumping- Total Gallons:	
<input type="checkbox"/> Base up to 1000 Gallons:	
<input type="checkbox"/> Over 1000 Gallons	
<input type="checkbox"/> Pump Installation:	
<input type="checkbox"/> Septic Inspection:	
<input type="checkbox"/> Digging - Hours:	
<input type="checkbox"/> Septic/Sewer Repairs:	
<input type="checkbox"/> Drain Opening: No Guarantee:	
<input type="checkbox"/> Grease Trap Pumping	
<input type="checkbox"/> Service Call:	
<input type="checkbox"/> Emergency/After Hours Fee:	
<input checked="" type="checkbox"/> TOWNHOMES LEFT STATION	
<input type="checkbox"/>	
<input type="checkbox"/>	
<input type="checkbox"/>	
<input type="checkbox"/>	
TAX:	
Total Due:	2850

Paid by Check # _____

\$35.00 charge for returned checks.

We Accept all Major Credit Cards

Ben called us out

Name INFRAMACK

Job at Townhomes

Bill to _____

Address Venture Blvd W.

City, State, Zip Lugovista 78645

Phone 512-940-8665 Ben

CC# _____

EXPIRATION DATE _____ CODE _____

Repeat Customer New Customer

We wish to thank you for your valued patronage and trust we may have the pleasure of serving you in the future should the need arise.

Date 9/4/23

Workman DAVID

TO OUR CUSTOMERS: Service men are required to have work slips signed. This is done in order to protect you, the workmen and ourselves, and to enable us to give you absolute satisfactory service. You are respectfully requested to examine material and labor statements before workmen leave the house, and if you find everything satisfactory, okay this ticket. If service is unsatisfactory in any way, please phone our office immediately.

I find the time and material charged above satisfactory and agree to pay for same on presentation of statement, and further agree to pay reasonable charges for collection, including attorneys fees in event of my default.

A service charge of 1.5% per month will be made on all balances 30 days or older past due under our terms of sale - minimum charge, \$2.00.

Signed: Ben Holly

24 HOUR SERVICE - 7 DAYS A WEEK

Slupe Septic Service 8²⁹³⁵

**SEPTIC TANK CLEANING
SEWER & DRAIN CLEANING SERVICE**

**David: 512-720-8350
dwslupe@gmail.com**

**“Got Poop
Call Slupe”**



**P.O. Box 366
Pflugerville, Tx. 78691**

Name Inframark

Job at Town Homes

Bill to _____

Address Venture Blvd W.

City, State, Zip Lubbock TX 79645

Phone 512 940-8665 Ben

CC# _____

EXPIRATION DATE _____ CODE _____

Repeat Customer New Customer

We wish to thank you for your valued patronage and trust we may have the pleasure of serving you in the future should the need arise.

Date 9/5/23

Workman DAVID

TO OUR CUSTOMERS: Service men are required to have work slips signed. This is done in order to protect you, the workmen and ourselves, and to enable us to give you absolute satisfactory service. You are respectfully requested to examine material and labor statements before workmen leave the house, and if you find everything satisfactory, okay this ticket. If service is unsatisfactory in any way, please phone our office immediately.

I find the time and material charged above satisfactory and agree to pay for same on presentation of statement, and further agree to pay reasonable charges for collection, including attorneys fees in event of my default.

A service charge of 1.5% per month will be made on all balances 30 days or older past due under our terms of sale - minimum charge, \$2.00.

Signed: Ben Hall

AMOUNT

<input type="checkbox"/> Septic Tank Pumping- Total Gallons:	
<input type="checkbox"/> Base up to 1000 Gallons:	
<input type="checkbox"/> Over 1000 Gallons	
<input type="checkbox"/> Pump Installation:	
<input type="checkbox"/> Septic Inspection:	
<input type="checkbox"/> Digging - Hours:	
<input type="checkbox"/> Septic/Sewer Repairs:	
<input type="checkbox"/> Drain Opening: No Guarantee:	
<input type="checkbox"/> Grease Trap Pumping	
<input type="checkbox"/> Service Call:	
<input type="checkbox"/> Emergency/After Hours Fee:	
<input type="checkbox"/> <u>Town Home Lift Station</u>	
<input type="checkbox"/>	
<input type="checkbox"/>	
<input type="checkbox"/>	
<input type="checkbox"/>	
<input type="checkbox"/>	
TAX:	
Total Due:	<u>2500</u>

Paid by Check # _____

**\$35.00 charge for returned checks.
We Accept all Major Credit Cards**

PO # 168260

24 HOUR SERVICE - 7 DAYS A WEEK

Slupe Septic Service 8 2938

**SEPTIC TANK CLEANING
SEWER & DRAIN CLEANING SERVICE**

**David: 512-720-8350
dwslupe@gmail.com**

**“Got Poop
Call Slupe”**



**P.O. Box 366
Pflugerville, Tx. 78691**

Name Point Venture

Job at Town Home

Bill to _____

Address Walter Blvd W.

City, State, Zip PLUGERVILLE TX 78645

Phone 512-940-8665 Ben

CC# _____

EXPIRATION DATE _____ CODE _____

Repeat Customer New Customer

We wish to thank you for your valued patronage and trust we may have the pleasure of serving you in the future should the need arise.

Date 9/7/23

Workman DAVID

TO OUR CUSTOMERS: Service men are required to have work slips signed. This is done in order to protect you, the workmen and ourselves, and to enable us to give you absolute satisfactory service. You are respectfully requested to examine material and labor statements before workmen leave the house, and if you find everything satisfactory, okay this ticket. If service is unsatisfactory in any way, please phone our office immediately.

I find the time and material charged above satisfactory and agree to pay for same on presentation of statement, and further agree to pay reasonable charges for collection, including attorneys fees in event of my default.

A service charge of 1.5% per month will be made on all balances 30 days or older past due under our terms of sale - minimum charge, \$2.00.

Signed: Ben Hall

AMOUNT

<input type="checkbox"/> Septic Tank Pumping- Total Gallons:	
<input type="checkbox"/> Base up to 1000 Gallons:	
<input type="checkbox"/> Over 1000 Gallons	
<input type="checkbox"/> Pump Installation:	
<input type="checkbox"/> Septic Inspection:	
<input type="checkbox"/> Digging - Hours:	
<input type="checkbox"/> Septic/Sewer Repairs:	
<input type="checkbox"/> Drain Opening: No Guarantee:	
<input type="checkbox"/> Grease Trap Pumping	
<input type="checkbox"/> Service Call:	
<input type="checkbox"/> Emergency/After Hours Fee:	
<input type="checkbox"/> <u>Town Home Sept Station</u>	
<input type="checkbox"/>	
<input type="checkbox"/>	
<input type="checkbox"/>	
<input type="checkbox"/>	
TAX:	
Total Due:	<u>2500⁰⁰</u>

Paid by Check # _____

**\$35.00 charge for returned checks.
We Accept all Major Credit Cards**

24 HOUR SERVICE - 7 DAYS A WEEK

Slupe Septic Service 8 2940

SEPTIC TANK CLEANING
SEWER & DRAIN CLEANING SERVICE

David: 512-720-8350
dwslupe@gmail.com

“Got Poop
Call Slupe”



P.O. Box 366
Pflugerville, Tx. 78691

Name Point Venture
Job at Town Homes
Bill to U
Address Venture Blvd W.
City, State, Zip 512 940 8665 Ben
Phone _____
CC# _____

	AMOUNT
<input type="checkbox"/> Septic Tank Pumping- Total Gallons:	
<input type="checkbox"/> Base up to 1000 Gallons:	
<input type="checkbox"/> Over 1000 Gallons	
<input type="checkbox"/> Pump Installation:	
<input type="checkbox"/> Septic Inspection:	
<input type="checkbox"/> Digging - Hours:	
<input type="checkbox"/> Septic/Sewer Repairs:	
<input type="checkbox"/> Drain Opening: No Guarantee:	
<input type="checkbox"/> Grease Trap Pumping	
<input type="checkbox"/> Service Call:	
<input type="checkbox"/> Emergency/After Hours Fee:	
<input checked="" type="checkbox"/> Town Home Life Station	
<input type="checkbox"/> Pumped Out.	
<input checked="" type="checkbox"/> Pumped Out Sewer Line	
<input type="checkbox"/> Wheel Jose Jetted line	
<input type="checkbox"/>	
TAX:	
Total Due:	2500

Paid by Check # _____

\$35.00 charge for returned checks.
We Accept all Major Credit Cards

EXPIRATION DATE _____ CODE _____

Repeat Customer New Customer
We wish to thank you for your valued patronage and trust we may have the pleasure of serving you in the future should the need arise.

Date 9/8/23
Workman DAVID

TO OUR CUSTOMERS: Service men are required to have work slips signed. This is done in order to protect you, the workmen and ourselves, and to enable us to give you absolute satisfactory service. You are respectfully requested to examine material and labor statements before workmen leave the house, and if you find everything satisfactory, okay this ticket. If service is unsatisfactory in any way, please phone our office immediately.

I find the time and material charged above satisfactory and agree to pay for same on presentation of statement, and further agree to pay reasonable charges for collection, including attorneys fees in event of my default.

A service charge of 1.5% per month will be made on all balances 30 days or older past due under our terms of sale - minimum charge, \$2.00.

Signed: Ben Hill

24 HOUR SERVICE - 7 DAYS A WEEK

**TRAVIS COUNTY WATER CONTROL AND
IMPROVEMENT DISTRICT – POINT VENTURE
ORDER ESTABLISHING WATER AND WASTEWATER SERVICE RATES,
CHARGES AND TAP FEES, AND ADOPTING GENERAL POLICIES AND
RULES WITH RESPECT TO THE DISTRICT’S
WATER, WASTEWATER AND DRAINAGE SYSTEMS**

Adopted January 26, 2023~~25, 2024~~, to be effective March 1, 2023~~4~~
Last Amended ~~March 24, 2022~~ **January 26, 2023**

STATE OF TEXAS

§
§
§

COUNTY OF TRAVIS

WHEREAS, pursuant to Section 51.127, Texas Water Code, the Board of Directors (the “Board”) of Travis County Water Control and Improvement District – Point Venture (the “District”) is authorized to adopt and enforce all necessary rates, charges, fees and deposits for providing District facilities or services.

IT IS, THEREFORE, ORDERED BY THE BOARD OF DIRECTORS OF TRAVIS COUNTY WATER CONTROL AND IMPROVEMENT DISTRICT - POINT VENTURE AS FOLLOWS:

I. General Policies.

A. Definitions. For purposes of this Order, the following terms shall have the meanings indicated:

1. “Connection” shall mean and refer to each residential unit occupied by a separate family, including separate apartments or townhomes located within a single building, and each business unit occupied by a separate business, including separate establishments within a single building.
2. “District’s Representative” shall mean and refer to the general manager of the District or another representative or employee of the District acting pursuant to the direction of the general manager or the Board of Directors of the District.
3. “Rules” shall mean and refer to such rules and regulations as the District may adopt pursuant to Section 51.127, Texas Water Code.
4. “Systems” shall mean and refer to the District’s water, wastewater, and drainage systems.

B. All Services Required. Except as otherwise expressly authorized in the Rules, or as specifically approved by the Board of Directors of the District, no service shall be provided by and through the District’s System unless the applicant agrees to receive both water and wastewater service from the District.

C. All Services Charged. At no time shall the District render water and/or sewer services without charge to any person, firm, corporation, organization, or entity, except for other governing bodies within the District’s boundaries.

D. Other Utilities. Prior to installing underground cables, pipelines, or other facilities in the area of the District water supply and sanitary sewer collection lines, representatives of utility companies shall meet with the District's Representative to file such companies' construction plans and schedules and to review the engineering plans illustrating the location of the District's lines.

II. Connections to the District's Systems.

A. Applications for Connections.

1. Any party desiring to make a connection to the District's Systems shall first make an application to the District's Representative in the form approved by the Board of Directors of the District. The applicant shall, upon request, furnish the District's Representative with evidence that the party who will install the tap and connecting line has comprehensive general liability insurance in the minimum amounts of \$300,000.00 for bodily injury and \$50,000.00 for property damage, with an underground rider and a completed operations rider.
2. The District's Representative shall review all applications for connections to the District's Systems. In the event that the District's Representative finds that the materials to be used and the procedures and methods to be followed in laying the line and making the connection are equal to or better than the standards established by the Rules and are in compliance with all terms and conditions of the Rules, the District's Representative may approve the application and the proposed connection, subject to such terms or conditions as the District's Representative deems necessary or convenient to accomplish the purpose and objectives of the Rules.

B. Payment of Fees. Any party desiring to make a connection to the District's Systems shall pay the appropriate water tap fee and/or sewer tap fee to the District's Representative at the time the application for such connection is made. No connection shall be made until such fees are paid.

C. Impact Fees and Tap Fees.

- a. Water and Wastewater Impact Fees. None at this time.
- b. Tap Fees. The District's water tap fees and sewer tap fees shall each be ~~require a minimum of \$3,600.00 for properties where taps will be installed by a District staff member Representative or contracted by the District for installation. [Any] additional costs incurred over the \$3,600.00 deposit for installing a tap or subsequent inspections shall be paid by will be billed at cost, to the applicant.~~

Commented [JC1]: II. E. actually address this, so this redline sentence may need to move to that section unless the Board believes the Additional Charges current wording is sufficient.

D. Security Deposits. A security deposit per Connection shall be paid to the District's Representative by each customer prior to the initiation of service or billed on the first month's water bill for each water meter in the following amounts:

<u>Meter Size</u>	<u>Security Deposit</u>
3/4"	\$200.00

1"	\$300.00
2"	\$400.00

Security deposits shall not be transferable to another customer, but may be transferred to a new account in the District if the current account is closed and shall be held by the District to assure the prompt payment of all bills for water and wastewater services to the customer. Customers who wish to transfer their deposit to a new account shall must have minimum of a \$200 deposit on file. In the event a commercial account becomes delinquent at any time, the District may re-calculate the security deposit to equal up to two times the estimated average monthly bill for such account.

At its option, the District may apply all or any part of a customer's security deposit against any delinquent bill of the customer. Upon discontinuation of service, the deposit shall be applied against amounts due, including any disconnection fees, whether because of the customer's delinquency or upon the customer's request. Any portion of the deposit remaining after deduction of such amounts shall be refunded to the customer. In no event shall the security deposit bear interest for the benefit of the customer.

- E. Additional Charges. Any non-routine charges incurred by the District in connection with any water tap, sewer tap, and/or inspection shall be the responsibility of the applicant for such connection and shall be payable to the District upon demand.

III. Water and Wastewater Service.

- A. Applications for Service. Prior to activation of residential service, any party desiring to receive service from the District's water or wastewater systems shall make an application for such service to the District's Representative in the form approved by the Board of Directors of the District. All applications shall be made by the record owner or renter of the property for which service is being requested. Proof of residency, a valid photo identification for each person on the account and a \$200 security deposit shall must be furnished to the District's Representative upon request. Application fee is set at \$25.00. An additional \$50 \$100.00 fee will be charged for same day reconnection for services during regular business hours that have been disconnected. An additional \$100 \$300 minimum fee will be charged for all reconnections after hours, weekends, and holidays. Any additional costs incurred beyond the \$300.00 fee for these services will be billed at cost to the applicant. These additional charges will be added to the customer's bill.
- B. Water and Sewer Service Rates. The rates and charges for the sale of water and the collection and disposal of sewage shall be in effect for residential customers, including multi-family, apartment, townhome and commercial customers within the District from the effective date of this Order.
- C. Grease Traps. All commercial accounts are required to perform monthly grease trap inspections. The District or its Representative will perform an annual grease trap audit, where monthly grease trap inspections will be requested and reviewed. A penalty fee of \$20.00 per month will be assessed for any month a grease trap inspection report cannot be provided. Such penalty will be charged on the commercial account's bill.
- D. Grinder Pumps. See Attachment "A" for grinder pump service agreement for all single-family customers. See Attachment "B" for grinder pump system standards. All customers must fill out,

Commented [JC2]: AK - \$100 - This needs to match what we have in Section IV.

sign and return a Grinder Pump Service Agreement before service will be initiated. This agreement is not required from Townhouse applicants.

- E. Access to Customer's Premises. The District or its Representative will have the right of access to the customer's premises at all reasonable times for the purpose of installing, testing, inspecting or repairing water mains or other equipment used in connection with its provision of water service, or for the purpose of removing its property and disconnecting lines, and for all other purposes necessary to the operation of the District's System, including inspecting the customer's premises for compliance with the Rules and tariff violations. The customer shall allow the District's and its personnel Representative access to the customer's property to conduct any water quality or other tests or inspections required by law, by the District's permits or by this Order. Unless necessary to respond to equipment failure, leak or other condition creating an immediate threat to public health and safety or the continued provision of adequate utility service to others, such entry upon the customer's property shall occur during normal business hours and the District's Representative personnel will attempt to notify the customer that they will be working on the customer's property. The customer may require any District's Representative, employee, contractor, or agent seeking to make such entry to identify themselves, their affiliation with the District, and the purpose of their entry.

All customers or service applicants shall provide access to meters, utility cutoff valves and grinder pump controls at all times reasonably necessary to conduct ordinary utility business and after normal business hours as needed to protect and preserve the integrity of the public drinking water supply.

F. District Service Rates.

1. Monthly District Water Rates. For water service within the District's corporation boundaries, each customer will be charged a Base Rate as determined by the size of the meter and a Volume Rate as determined by the actual water usage.

Meter Size	Base Rate
3/4"	\$27.00 \$32.00 \$35.00
1"	\$27.00 \$32.00 \$35.00
2"	\$27.00 \$45.00

Volume Rate - Residential	
0 to 2,000 gallons	= \$27.00 \$32.00 per month \$35.00
2,001 to 5,000 gallons	= \$4.00 \$4.50 per 1,000 gallons \$5.00
5,001 to 10,000 gallons	= \$5.25 \$6.00 per 1,000 gallons
10,001 to 15,000 gallons	= \$6.75 \$8.00 per 1,000 gallons
15,001 to 25,000 gallons	= \$8.50 \$10.50 per 1,000 gallons \$11.00
25,001 to 50,000 gallons	= \$11.00 \$15.00 per 1,000 gallons
50,001 or more gallons	= \$15.00 \$25.00 per 1,000 gallons

Commented [JC3]: AK – Where are the costs for water production from Allen? (Blue)

Commented [JC4]: AK – I think we should go with whole numbers throughout (Blue)

2. Bulk Water Sales. The District will sell bulk water to irrigators, hydro mulch operations, water delivery services, and other commercial haulers on an as-needed basis. All hauling vehicles

must conform to potable water sanitation standards with the proper air gaps and backflow devices installed. Vehicles must be inspected and approved by the field supervisor or District's Representative prior to being issued a hauling permit.

Bulk water will also be made available for sale to District customers who wish to haul water for home or irrigation use and whose property is not currently located near a waterline. Bulk water customers will not be required to pay an Impact Fee; however, when a waterline is constructed which will serve their property, bulk water hauling will no longer be permitted and water service to the property will require a service connection and payment of all appropriate fees to establish service.

Bulk water will be prepaid, permitted and drawn from designated hydrants only. Refunds for bulk water not used will be made only in the month in which the permit was issued.

Bulk Water Rate:

- Tanks less than 2,500 gallons capacity - \$35.00
- Tanks greater than 2,500 gallons capacity - \$70.00

3. Surplus Water Sales. The District may sell surplus water to neighboring utilities that have entered into an Emergency Interconnect Agreement with the District.

Surplus water rates will also apply to all infrastructure construction flushing as required to ready water for service.

Surplus Water Rate: \$3.00 per 1,000 gallons \$5.00

Commented [JC5]: Discussion point?
AK – suggestion in blue

4. Monthly District Wastewater Rates. The District charges a standard wastewater flat rate of \$32.00 \$35.00 per home for up to 2,000 gallons used and \$2.00 \$3.00 per 1,000 gallons after.

Commented [JC6]: AK – suggestions in blue.

A winter quarterly averaging (WQA) method will be used to calculate wastewater charges based on the average amount of water used by customers during three consecutive billing cycles over the winter months (December, January, February). Wastewater charges on customer's bill will be the same each month until a new average is calculated. New customers wastewater will be calculated at a 5,000 gallons average usage until the yearly WQA is calculated.

Commented [JC7]: AK – . I believe the most fair would be to provide the average monthly usage based on the entire year. This would make the analysis include STR heavy usages, heavy yard watering users, second home residents who are either here in one season or another and second home residents who are out here only on weekends or may be a few times per month. No one could complain that we are not considering all residents.

5. Fire Hydrant Meter Fees. Water meters are installed on fire hydrants for sale of water for construction purposes on a temporary basis and shall be requested from the District's Representative. Backflow prevention assemblies are required to be installed by the contractor and tested by a certified backflow technician within forty-eight (48) hours of installation. Fees associated with fire hydrant meters are as follows:

Initial Setup Fees: Meter Deposit of \$2,500.00 and New Service Fee based on meter size requested.

Water Rates: Base Rate is charged according to meter size. Volume Rates are calculated at two times the residential rates.

Backflow Device Inspection Fee:

Single Family Residential Connection	\$125.00
Non-single Family Residential Connection	Cost + 50%

6. TCEQ Regulatory Assessment Fee. The District is required to collect the assessment fee from customers and remit the amount collected to the Texas Commission on Environmental Quality (“TCEQ”), the regulatory authority of the District. The regulatory assessment is not to be collected from state agencies, wholesale customers, or buyers of non-potable water. Because this fee is not tax, tax-exempt institutions also must pay the regulatory assessment. School districts and similar institutions are not considered to be state agencies and so are subject to the regulatory assessment.

Regulatory Assessment:
 0.5% of water charges
 0.5% of retail wastewater charges

7. Fire Flow Facilities. The District was established to provide municipal water supply and is not required to provide fire flow. Emergency Services District, the local fire authority, has adopted a fire code which requires all new developments to have fire protection and has established requirements for both firefighting water flow and duration. Should the District be required to provide additional facilities for this fire flow protection, the customer using these additional facilities will be required to pay their portion of the costs to provide such facilities.

IV. Additional Service Fees.

- A. Service Reconnect Fee. There are three different reconnection service fees depending on the customer’s request. These fees will be charged to customers to re-establish water service if the water meter remains in ground and the disconnection was requested by the customer.

1. Standard Reconnect - \$100, Connection will be made within regular business hours.
2. Same Day Reconnect - \$150, Connection will be the same day if called in early enough to be completed within regular business hours.
3. After Hours Reconnect - \$300, Connection will be established after hours, weekends and holidays. **Any costs incurred beyond the \$300 minimum will be billed at cost to the customer.**

These fees do not apply in emergency leak situations.

- B. Service Calls. There is currently no charge to customers for service calls made to the District.
- C. Fire Flow Test. A \$100.00 fee will be charged to customers who place a service call to the District for a fire flow test to be performed.
- D. Meter Calibrations. There is currently no charge to customers for meter calibrations performed by the District.

E. Pulling/Resetting Meters. The following charges will be assessed for pulling and resetting meters at the request of a customer:

Pulling Meters: \$75.00
Resetting Meters: \$75.00

F. Water/Wastewater Sampling. There is currently no charge to customers for water or wastewater sampling performed by the District.

G. Consumption Reports. Customers may request a consumption report for possible leaks. The District will allow one courtesy consumption report per account every three years. After that, a charge of \$50 per report will be charged to the customer's account.

H. Returned Check Fee. In the event a check, draft or any other similar instrument is given by a person, firm, corporation or partnership to the District for payment of services provided for in this Order, and the instrument is returned by the bank or other similar institution as insufficient or non-negotiable for any reason, the account for which the instrument was issued shall be assessed a returned check fee of \$25.00. After three occurrences of insufficient payments to the District within any one-year period, the account **will no longer accept the returned method of payment (checks, draft, or similar instruments) is placed on a cash-only basis** for the following year. A letter will be sent to non-delinquent account customers, when a returned payment is received. If a returned payment is made toward a disconnection notice, the delinquent process will continue. If a returned payment is made toward a door tag notice, the customer will be disconnected immediately.

I. Copies. The charges for obtaining copies of District records that are subject to inspection under Chapter 552 of the Texas Government Code are as follows:

Standard-size paper copy: \$0.10 per page

Color ink or paper copy:

Standard size - \$0.20 per page

Legal size - \$0.50 per page

11"x17" - \$0.50 per page

Personnel charge: \$15.00 per hour **\$25.00**

Miscellaneous supplies: Actual cost

Postage and shipping charge: Actual cost

Overhead charges: Per Texas Building and Procurement Commission regulations, overhead charges will be applied whenever labor charges are applicable to the document request and will be computed at 20% of the labor charge.

1. The charge for providing a copy of public information shall be an amount that reasonably includes all costs related to reproducing the public information, including costs of materials, labor and overhead. If a request is for fifty (50) or fewer pages of paper records, the charge for providing the copy of the public information may not include costs of materials, labor or overhead but shall be limited to the charge for each page of the paper record that is photocopied, unless the pages to be photocopied are located in:

Commented [JC8]: AK – What is our Inframark hourly rate? (Blue)

- a. two or more separate buildings that are not physically connected with each other;
or
- b. a remote storage facility.

2. If the charge for providing a copy of public information includes costs of labor, the requestor may require the governmental body's officer for public information or the officer's agent to provide the requestor with a written statement as to the amount of time that was required to produce and provide the copy. The statement must be signed by the officer for public information or the officer's agent and the officer's or the agent's name must be typed or legibly printed below the signature. A charge may not be imposed for providing the written statement to the requestor.
3. For purposes of subsection (1) above, a connection of two buildings by a covered or open sidewalk, an elevated or underground passageway or a similar facility is insufficient to cause the buildings to be considered separate buildings.
4. Charges for providing a copy of public information are considered to accrue at the time the governmental body advises the requestor that the copy is available on payment of the applicable charges.
5. Except as otherwise provided by this subsection, all requests received in one calendar day from an individual may be treated as a single request for purposes of calculating costs under Chapter 552, Texas Government Code. A governmental body may not combine multiple requests under this subsection from separate individuals who submit requests on behalf of an organization.
6. Any other allowable charges will be in accordance with Title 1 Texas Administrative Code Chapter 70 as it may be revised from time to time. Such additional terms are incorporated by reference.

J. Maps. A \$0.50 fee will be charged to obtain an 11" x 17" copy of a District map.

V. Delinquent Accounts and Discontinuation of Service.

- A. Delinquent Accounts. The District shall bill each customer monthly for all services rendered in the preceding month. All bills shall be due on the due date as specified on the bills and shall become delinquent if not paid as set forth on the bills.
- B. Late Payment Fee. Once per billing period, a late payment fee of \$10.00 shall be applied to delinquent accounts. This late payment penalty shall be applied to any **unpaid balance**.
- C. Discontinuation of Service. If a bill remains delinquent for fifteen (15) days, water service shall be discontinued in accordance with this paragraph. Prior to termination, the customer shall be notified of the amount due by letter sent by United States Mail, First Class. A delinquent bill renders the entire account delinquent and the entire account must be paid in full **prior to the normal due date** in order to avoid interruption of service. The notice shall state the date upon which water service shall be terminated, which date shall be not less than seven (7) days from the date such notice is sent. Such notice shall state **the total amount owed**, the time and place at which the account may be paid and that any errors in the bill may be corrected by contacting the District's Representative, whose telephone

Commented [JC9]: Consider an unpaid balance of \$10 or more?

number shall also be given in such notice. Provided, however, that in the event the customer contacts the District's Representative within such seven (7) day period, the District's Representative may, at its option, allow the customer to make arrangements to pay the delinquent amount in installments to be approved by the District's Representative. Prior to termination, the customer shall receive three (3) days' notice of such termination by the District's Representative placing the notice at the customer's service address. After termination of service, payment by the customer of delinquent amounts due and reconnection charges shall be payable only by credit card, money order or cashier's check. No personal checks will be accepted.

D. Courtesy Adjustment. A one-time annual courtesy adjustment can be requested for late fees, returned check fee, or delinquency up to \$25.00.

E. Delinquent Letter and Door Tag Fee.

Delinquent Letter Fee	\$10.00
Door Tag Fee	\$10.00

VI. Reconnection of Service after Discontinuation

Commented [JC10]: AK - Why do we repeat IV A here?

A. Charge for Reconnection. If service to a customer is discontinued for non-payment of a delinquent bill or for any cause legally authorized (including discontinuation upon a customer's request), the customer will be assessed a \$100.00 reconnect fee, and such fee must be paid prior to reconnection.

There are four different reconnect service fees depending on the customer's request. These fees will be charged to customer to re-establish water service if the water meter remains in ground.

1. Standard Reconnect - \$100, Reconnection will be made within regular business hours.
2. Same Day Reconnect - \$150, Reconnection will be the same day if called in early enough to be completed within regular business hours.
3. After-Hours Reconnect - \$300, Reconnection will be established after hours, weekends and holidays. **Any costs incurred beyond the \$300 minimum will be billed at cost to the customer.**
4. During a declared emergency by WCID - \$50, Reconnection will be established after declared weather emergency by WCID Board. Reconnection must be during regular business hours.

VII. Penalties/Fines.

A. Amounts Owed to The District Resulting from Enforcement of District Rules. Fines, penalties, costs, expenses, reimbursements and any other charges imposed by the District pursuant to enforcement of the Rules shall be added to and included on the bills sent monthly to customers, and in accordance with Texas Water Code Section 49.212, shall be subject to the treatment of delinquent accounts as hereinafter provided.

1. Cross Connections. Any connection made straight to a meter without a hose bib and vacuum breaker installed is assessed the following penalty:

Direct Cross Connect Fine: \$500.00 ~~\$1,000.00~~

Commented [JC11]: AK - Blue

Repeat Offense: \$1,000.00 ~~\$2,000.00~~

- Equipment Damage Fee.** If the District’s facilities or equipment have been damaged by tampering, bypassing, installing unauthorized taps, **damage caused by equipment or by hand without calling for locates**, reconnecting service without authority or other service diversion, a fee shall be charged equal to actual costs for all labor, material and equipment necessary for repair, replacement or other corrective actions by the District. This fee shall be charged and paid before service is re-established. If the District’s equipment has not been damaged, a fee equal to the actual costs for all labor, material, equipment and other actions necessary to correct service diversion, unauthorized taps or reconnection of service without authority shall be charged. All components of the fee will be itemized, and a statement shall be provided to the customer. If the District’s facilities or equipment have been damaged due to negligence or unauthorized use of the District’s equipment, right-of-way or meter shut-off valve, or due to other acts for which the District incurs losses or damages, the customer shall be liable for all labor and material charges incurred as a result of said acts or negligence.

Tampering with Fire Hydrant Fee: \$4,000.00
Tampering with Tank Site Fee: \$10,000.00

- Illegal Water System Connection Penalty.** The following penalties will be assessed for an unauthorized connection to the water system that bypasses a meter (“Hot Tap”):

Builders/Contractors: 1st offense: \$2,000.00
 2nd offense: \$3,000.00
 3rd offense and beyond: \$4,000.00 (per offense) plus meter connect fee and costs to clean or replace meter.

Residential Customers: 1st offense: \$200.00 ~~\$2,000.00~~
 Repeat offense: \$500.00 (per offense)

This penalty will apply if service was disconnected for non-payment and residential customer turns service back on without paying the District for past due amounts owed and reconnection fees.

- Illegal Wastewater System Connection Penalty.** A \$500.00 fine will be assessed for any unauthorized connection to the District’s wastewater system.

- Water Restriction Violations.** A fee of up to \$2,000 per day, per occurrence is applied when the District has issued mandatory outdoor water restrictions. Water Restriction Violation Fines are imposed as follows:

1st offense: Warning issued.
 2nd offense: \$200 fine and water service discontinued until fine is paid.
 3rd offense: \$500 fine and water service discontinued until fine is paid.
 4th offense: \$1,000 fine and water service discontinued until fine is paid.
 5th offense and beyond: \$2,000 fine and water service discontinued until fine is paid.

Commented [JC12]: AK – Blue – I think the residential customers should have the same penalty as the builder/contractor. No reason to give them a break as a contractor is usually doing the work anyhow.

Commented [JC13]: AK – This cost should be what it costs the District to fix the connection.

Commented [JC14]: AK – How can we enforce this? How can we even tell who violates this until we get smart meters!

- 8. **Exceedance of Wastewater Quality Limits.** A \$250.00 fine will be assessed, plus actual fees as charged by the District and any of its wholesale service providers whose system is affected to restore the system to normal operation.
- 9. **Sewer Cleanouts.** A fine of up to \$100.00, plus actual costs for repairs **and services to clear the line,** will be assessed for broken cleanouts or impaired sewer plan function due to illegal introduction of foreign substances into the sewer collection system or failure to cap cleanouts where water or debris enter the wastewater system. Customers will be charged \$500.00 plus actual costs of repairs (time and materials) for repairs performed by a District's Representative to broken cleanouts with no other damage.
- 10. **Other Violations of District Rules.** A fine of \$5,000.00 maximum per occurrence may be assessed for other violations of the **District's Rules.**

Commented [JC15]: AK – What are the Wastewater Quality limits? How do we assess this?

Commented [JC16]: AK – Blue How does this apply to the townhomes?

Commented [JC17]: AK – What are examples of District Rules?

VIII. Leak Billing Adjustments.

One time in any given three-year period, the District will allow a customer with a verifiable leak to pay a special rate of twenty-five percent (25%) of the current rate for the excess gallons used above the customer's normal billing history for that month. It is at the sole discretion of the District to determine if the high-water usage was a leak covered under this rule or another event that caused the higher-than-normal water usage. Temporary Construction Memberships do not qualify for a leak adjustment. A leak adjustment request must be submitted to the District's Representative within thirty (30) days of the District's written notification of high-water usage, meaning the water bill received by the customer. This will be the only notification sent to the customer by the District. **Customers requesting a greater adjustment than stated above must present the request in writing along with explanation for the request within the thirty (30) days written notification period. The request shall be reviewed by the Board of Directors at its next regular Board meeting. A majority approval by the Board is required before any additional adjustments will be made.**

IX. Filing of Order.

The Secretary of the Board is hereby directed to file a copy of this Order in the principal office of the District.

PASSED AND APPROVED this 26th **25th** day of January 2023**2024.**

Steve Tabaska, President
Travis County Water Control and
Improvement District – Point Venture

ATTEST:

Manuel Macias, Secretary

Travis County Water Control and
Improvement District – Point Venture

[DISTRICT SEAL]

ATTACHMENT "A"

GRINDER PUMP SEWER SYSTEM AGREEMENT

This Grinder Pump Sewer System Agreement (the "Agreement") is entered into by and between Travis County Water Control and Improvement District Point Venture (the "District") and _____ ("Customer") for sanitary sewer service to the property located at _____ ("Property").

RECITALS

WHEREAS, the District owns, operates and maintains a centralized sanitary sewer system from which Customer desires to obtain sewer service; and

WHEREAS, the District is responsible for protecting the public drinking water supply and environment from pollution that could result from the improper construction, maintenance or operation of an Alternative Collection System as defined in Title 30 Texas Administrative Code Section 217.2(6) which refers to a wastewater collection system that uses components such as grinder pumps, septic tanks, or vacuum valves installed throughout the system; and

WHEREAS, the elevation and/or slope of the Property in relation to the location of the District's sanitary sewer system requires installation of a pressure sewer system utilizing a grinder pump ("Grinder Pump") in order to transport Customer's sewage to the District's sanitary sewer system; and

WHEREAS, the District's sanitary sewer system is regulated by the rules and regulations of the Texas Commission on Environmental Quality ("TCEQ"); and

WHEREAS, the rules and regulations of the TCEQ require that the District only allow the use of a Grinder Pump by a Customer under terms and conditions set forth in a service agreement; and

WHEREAS, Customer desires to connect to the District's sanitary sewer system to receive sewer service from the District.

NOW, THEREFORE, in consideration of the mutual promises and covenants contained herein, the District and Customer agree as follows:

1. As a condition to initiation and continuation of sanitary sewer service to Customer by the District:
 - a. The District shall have the right to prior approval of the design of the Grinder Pump, including materials and equipment, prior to installation of a new Grinder Pump by Customer. It shall be the responsibility of the Customer to obtain from the District's representative the design requirements for the Grinder Pump for the Property. The design requirements shall be presented by the District's representative and shall be in accordance with the rules of the TCEQ identified in Title 30 Texas Administrative Code Chapter 217. The final design provided by the Customer shall be submitted to the District's representative at least five (5) business days in advance of desired installation.
 - b. The District shall ensure that all existing Alternative Collection System components and building laterals that will be incorporated into a new or altered Alternative Collection System must be cleaned, inspected, tested, maintained, altered, or replaced, as necessary, to the satisfaction of the District before connecting the Alternative Collection System component to the collection system. This includes an inspection of the installed Grinder Pump prior to initiation of service to the Property. Customer shall give the District at least two (2) business days' notice requesting an inspection. Customer agrees to correct any deficiencies.
 - c. Customer shall own the Grinder Pump and shall be solely responsible for any and all damage and liability relating to or arising from the Grinder Pump. The Customer shall own all yard lines, service lines, and all other facilities and equipment located on the Customer's side of, and including, the backflow prevention device installed by Owner as part of the Grinder Pump installation. The District shall own all facilities and equipment located "downstream" of the backflow prevention device as part of the District's wastewater system.

- d. The Customer shall be responsible for all maintenance of the Grinder Pump System, and all costs associated therewith. This includes all facilities and equipment located on the Customer's side of the backflow prevention device. If Customer utilizes a third-party contractor to make repairs to the Grinder Pump, the contractor must be a licensed plumber. The District shall be responsible for operation and maintenance of the District's wastewater system, which consists of all facilities located on the District's side of the backflow prevention device installed by Customer.
 - e. Customer agrees that the District and its representatives shall have access at all reasonable times to enter the Customer's property to inspect the Grinder Pump in the event the grinder system is believed to be overflowing or otherwise causing public health and safety issues or polluting the environment.
 - f. Customer agrees that the District and its representatives shall have the right to make emergency repairs and perform emergency maintenance on the Grinder Pump when required to protect the environment, public health and the integrity or operation of the Grinder Pump and the Alternative Collection System. The Customer will be responsible for all costs and expenses incurred by the District in connection with the emergency repairs and maintenance. Such costs may be added to Customer's monthly bill for water and wastewater services or may be separately invoiced.
 - g. The Customer shall be responsible for the electrical power costs of operating the Grinder Pump. If power service to the Grinder Pump is disrupted, Customer shall be responsible for taking measures to prevent the backup of wastewater on the Property.
 - h. The District shall have the right to collect, transport, and dispose of any residual material removed from the Customer's Grinder Pump.
2. The cost of any emergency repairs and maintenance performed by the District or its representatives shall be billed to Customer and shall reflect only those amounts incurred. Invoices for said repair and maintenance shall be provided to the Customer in a separate billing statement or included in the Customer's monthly water and sewer billing invoice.
 3. Customer agrees to pay all fees and charges set by the District as set forth in the District's Service Rules and Policies regarding design, installation, operations and maintenance of the Grinder Pump. Fee and charges may be amended from time to time as determined by the District.
 4. Any component of the sanitary sewer system owned by the District and located on Customer's Property must have an upstream isolation valve. Any Alternative Collection System component owned by Customer must have a service isolation valve located downstream on a service pipe connecting Customer's components to the District's sanitary sewer system. Customer must permit the District to access the service isolation valve at all times through an easement or other legal agreement between Customer and the District.
 5. Customer acknowledges and agrees that a failure of a Customer to pay all costs associated with the operation and maintenance of the Grinder Pump as set forth in the District's Service Rules and Policies or failure of Customer to allow the District and its representatives to enter Customer's property, as set forth in Section 1(e) above, shall be grounds for the disconnection of water and wastewater service to the Property.
 6. This Agreement shall be performable in Travis County, Texas, which county shall be the exclusive venue for any disputes arising under the Agreement.
 7. Any amendments to this Agreement must be in writing and signed by both the District and the Customer.
 8. This Agreement is not assignable by Customer. Upon termination of service to the Property, any new customer desiring to receive water and/or wastewater service from the District shall be required to execute their own service agreement.

- 9. To the extent that any additional terms are required for this Service Agreement to comply with Title 30 Texas Administrative Code Section 217.95, as it may be revised from time to time. Customer agrees that such additional terms are hereby incorporated into this Service Agreement by reference.
- 10. If any terms or provisions set forth in this Agreement shall be held invalid, then the remainder of this Agreement shall not be affected thereby and shall remain in full force and effect.

The Agreement is subject to the terms of the District's Rate Order, as it may be amended from time to time.

ENTERED INTO this the _____ day of _____, 20__.

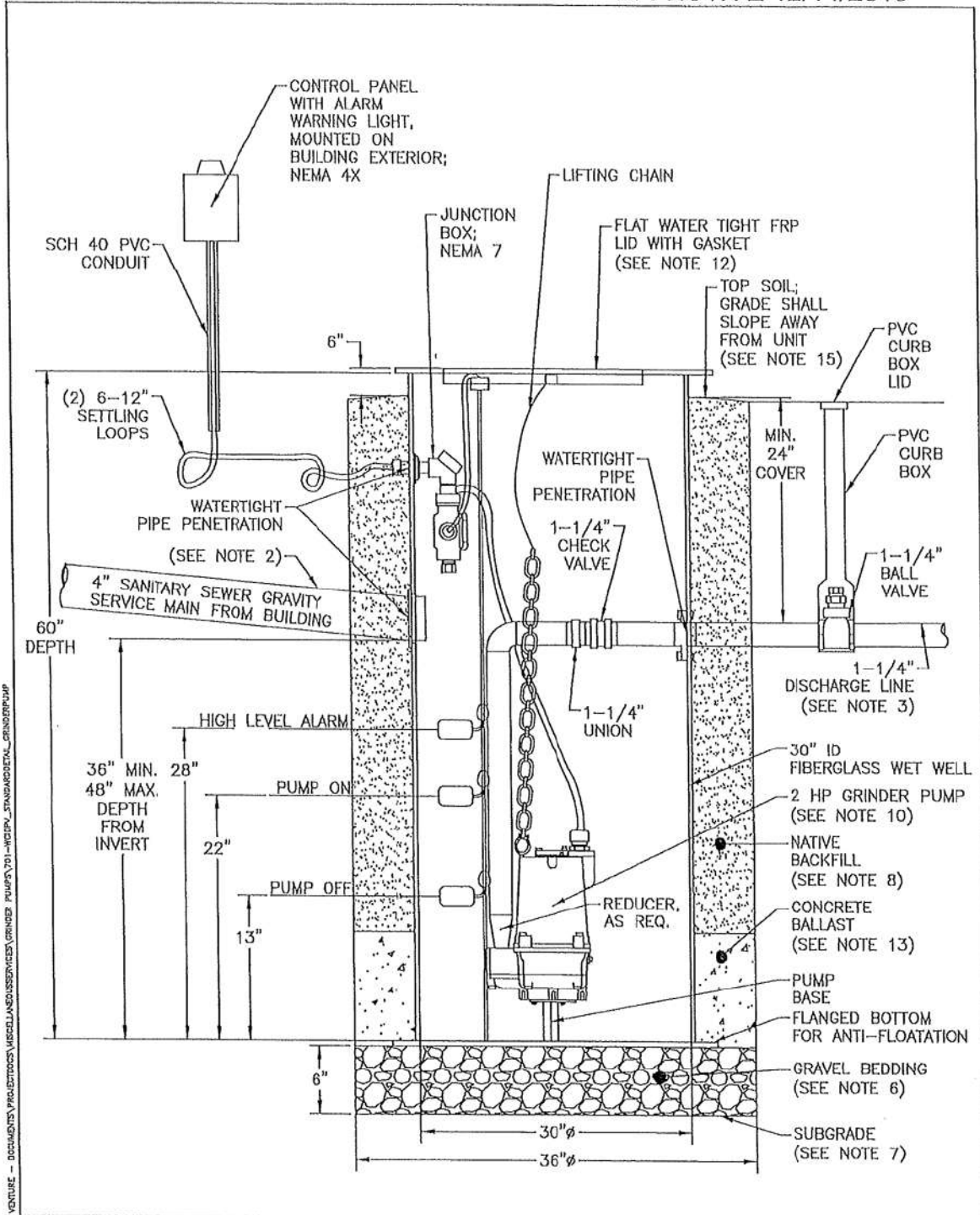
DISTRICT:
TRAVIS COUNTY WATER CONTROL
AND IMPROVEMENT DISTRICT
POINT VENTURE

By: _____
the District's Representative

CUSTOMER:

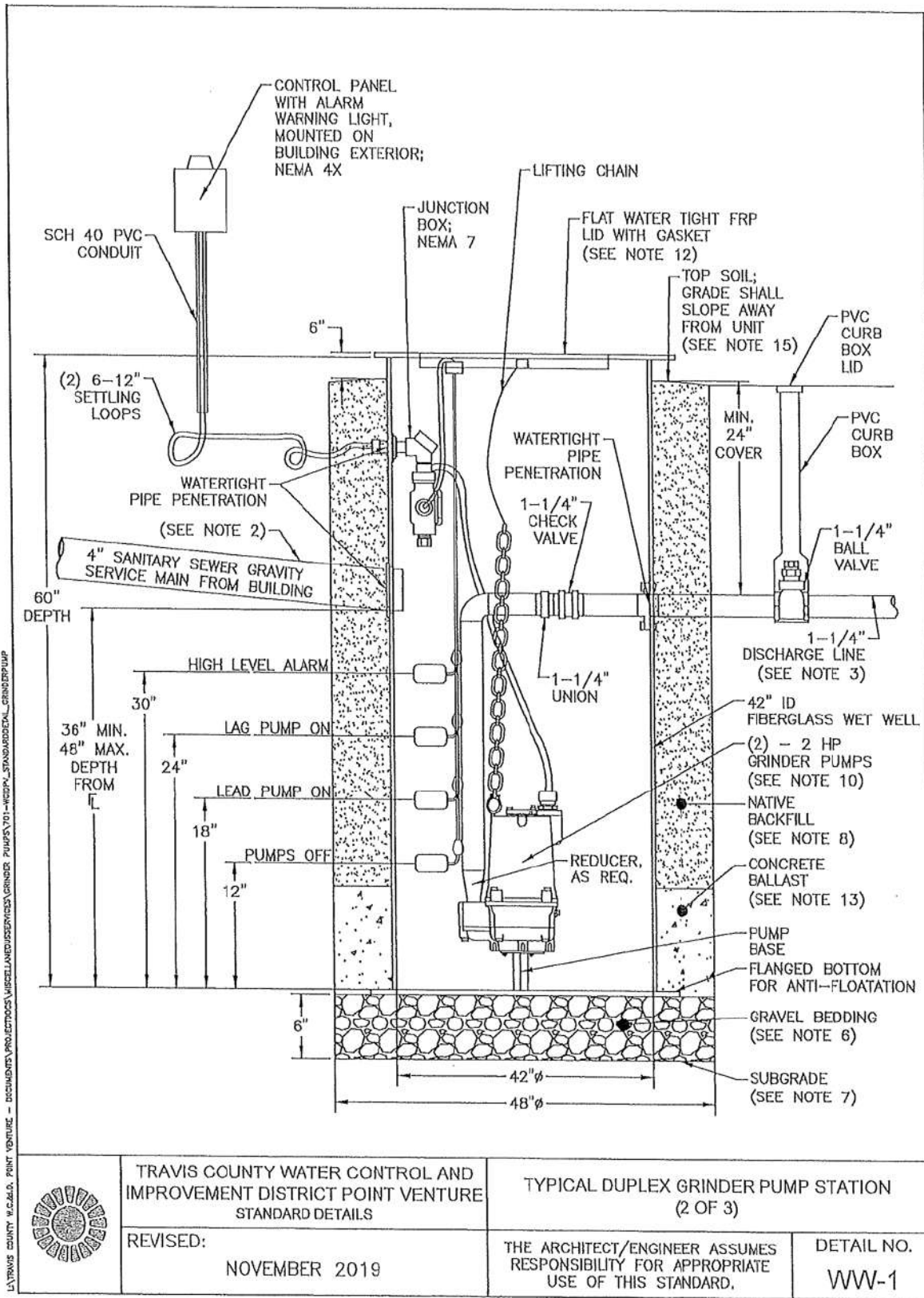
By: _____

Printed Name: _____




L:\TRAVIS COUNTY W.C.S.D. - POINT VENTURE - DOCUMENTS\PROJECTS\WSS\LANDSERVICES\GRINDER PUMPS\701-WICPV-STANDARDDETAILS-GRINDER.PMP

	TRAVIS COUNTY WATER CONTROL AND IMPROVEMENT DISTRICT POINT VENTURE STANDARD DETAILS	TYPICAL SIMPLEX GRINDER PUMP STATION (1 OF 3)	
	REVISED: NOVEMBER 2019	THE ARCHITECT/ENGINEER ASSUMES RESPONSIBILITY FOR APPROPRIATE USE OF THIS STANDARD.	



L:\TRAVIS COUNTY W.C.A.D.O. POINT VENTURE - DOCUMENTS\PROJECTS\MISCELLANEOUS\GRINDER PUMPS\10 - WSPM_STANDARD\DETAIL_GRINDER.PMP

	TRAVIS COUNTY WATER CONTROL AND IMPROVEMENT DISTRICT POINT VENTURE STANDARD DETAILS		TYPICAL DUPLEX GRINDER PUMP STATION (2 OF 3)	
	REVISED: NOVEMBER 2019	THE ARCHITECT/ENGINEER ASSUMES RESPONSIBILITY FOR APPROPRIATE USE OF THIS STANDARD.		DETAIL NO. WW-1

2024 Calendar Suggested WCID Board Meeting Dates highlighted in blue

11

January						
Su	Mo	Tu	We	Th	Fr	Sa
	1	2	3	4	5	6
7	8	9	10	11	12	13
14	15	16	17	18	19	20
21	22	23	24	25	26	27
28	29	30	31			

February						
Su	Mo	Tu	We	Th	Fr	Sa
				1	2	3
4	5	6	7	8	9	10
11	12	13	14	15	16	17
18	19	20	21	22	23	24
25	26	27	28	29		

March						
Su	Mo	Tu	We	Th	Fr	Sa
					1	2
3	4	5	6	7	8	9
10	11	12	13	14	15	16
17	18	19	20	21	22	23
24	25	26	27	28	29	30
31						

April						
Su	Mo	Tu	We	Th	Fr	Sa
	1	2	3	4	5	6
7	8	9	10	11	12	13
14	15	16	17	18	19	20
21	22	23	24	25	26	27
28	29	30				

May						
Su	Mo	Tu	We	Th	Fr	Sa
			1	2	3	4
5	6	7	8	9	10	11
12	13	14	15	16	17	18
19	20	21	22	23	24	25
26	27	28	29	30	31	

June						
Su	Mo	Tu	We	Th	Fr	Sa
						1
2	3	4	5	6	7	8
9	10	11	12	13	14	15
16	17	18	19	20	21	22
23	24	25	26	27	28	29
30						

July						
Su	Mo	Tu	We	Th	Fr	Sa
	1	2	3	4	5	6
7	8	9	10	11	12	13
14	15	16	17	18	19	20
21	22	23	24	25	26	27
28	29	30	31			

August						
Su	Mo	Tu	We	Th	Fr	Sa
				1	2	3
4	5	6	7	8	9	10
11	12	13	14	15	16	17
18	19	20	21	22	23	24
25	26	27	28	29	30	31

September						
Su	Mo	Tu	We	Th	Fr	Sa
1	2	3	4	5	6	7
8	9	10	11	12	13	14
15	16	17	18	19	20	21
22	23	24	25	26	27	28
29	30					

October						
Su	Mo	Tu	We	Th	Fr	Sa
		1	2	3	4	5
6	7	8	9	10	11	12
13	14	15	16	17	18	19
20	21	22	23	24	25	26
27	28	29	30	31		

November						
Su	Mo	Tu	We	Th	Fr	Sa
					1	2
3	4	5	6	7	8	9
10	11	12	13	14	15	16
17	18	19	20	21	22	23
24	25	26	27	28	29	30

December						
Su	Mo	Tu	We	Th	Fr	Sa
1	2	3	4	5	6	7
8	9	10	11	12	13	14
15	16	17	18	19	20	21
22	23	24	25	26	27	28
29	30	31				

Federal Holidays 2024 - District Office Closed on highlighted dates below

Jan 1	New Year's Day	May 27	Memorial Day	Sep 2	Labor Day	Nov 28-29	Thanksgiving
Jan 15	Martin Luther King Day	Jun 19	Juneteenth	Oct 14	Columbus Day	Dec 25	Christmas Day
Feb 19	Presidents' Day	Jul 4	Independence Day	Nov 11	Veterans Day		



memorandum

To: Travis County W.C.&I.D. Point Venture Board
From: David Vargas, P.E. – Trihydro
Date: December 14, 2023
Re: December Board Meeting – Engineer’s Report

The intent of this memorandum is to provide the status of various projects and studies that Trihydro is currently working on for the District. Updates to this memorandum subsequent to submittal for the board packet will be provided at the board meeting.

I. Water System

A. Surface Water Treatment Plant

Assisted Inframark with ordering the flange kits for the new raw water hose on November 22.

Reviewed the raw water hose submittal drawing on December 11.

B. Distribution and Storage

Reviewed list of locations, provided by District, to install water meters to track usage and leaks.

II. Wastewater System

A. Wastewater Treatment Plant

No current engineering issues to report.

B. Collection

Reviewed new duplex grinder pump station installation at 18801 Nicklaus and provided
Performed an on-site assessment on the recently installed duplex grinder pump station located at 18801 Nicklaus Drive on December 1. Based on the assessment and follow up evaluation, there were numerous design issues in which the pump station did not meet TCEQ rules & regulations, and the specifications in the Grinder Pump Agreement. Trihydro provided recommendation to the District on December 1 for the grinder pump station to be removed and replaced to bring it into compliance. On December 7, Trihydro provided response to the District in requiring the Builder to adhere to the requirements of 42-inch inside diameter wet wells for duplex grinder pump stations.



On December 5, Trihydro provided Inframark standard detail and specifications on pipe bedding installation and materials, in response to a recent wastewater line repair issue.

III. Reclaimed Water System

A. Storage

No current engineering issues to report.

B. Irrigation

No current engineering issues to report.

IV. Other

A. WTP Generator Project

Project Budget: \$37,217.00
Percent Invoiced: 91.5%
Contractor: T. Morales

Notice To Proceed: November 15, 2022
Substantial Completion: May 8, 2024
Final Completion: June 7, 2024

Project Status:

- Week of November 27, T. Morales finished the parking lot trench repair.
- Currently awaiting delivery of the automatic transfer switch (ATS). Updated shipping date is December 15.
 - When the ATS arrives, T. Morales will coordinate with PEC, Inframark, & District on requesting a plant shutdown to remove the existing manual transfer switch (MTS) and install the ATS.

B. FY 2024 General Engineering Services

Project Budget: \$75,000.00
Percent Invoiced: 11.1%

Commencement Date: October 1, 2023
Completion Date: September 30, 2024



**BOND PROGRAM
MONTHLY STATUS REPORT**



December 2023
Project #: 00701-023-4000

SUBMITTED BY: Trihydro Corporation

5508 Highway 290 West, Suite 201, Austin, TX 78735

PREPARED FOR: Travis County Water Control and Improvement District - Point Venture

18606 Venture Drive, Point Venture, TX 78645

**SOLUTIONS YOU CAN COUNT ON.
PEOPLE YOU CAN TRUST.**

Table of Contents

EXECUTIVE SUMMARY	1
Program Overview	1
Schedule Summary	1
Program Allocation Summary	1
CURRENT PROJECT STATUS	1
0.15 MGD WWTP Construction Services.....	1
Water System Analysis.....	2
Future Bond Projects	2
Water System Improvements.....	2
Reclaimed Water System Improvements – Golf Course Areas	3
Drainage and Regrading Improvements.....	3

Attachments:

Attachment No. 1 - WCID Point Venture Bond Program Schedule

Attachment No. 2 - WCID Point Venture Bond Program Summary Budget

EXECUTIVE SUMMARY

PROGRAM OVERVIEW

The Bond Program currently has two active projects which are the 0.15 Million Gallons per Day (MGD) Wastewater Treatment Plant (WWTP) Construction Services and the Water System Analysis. A synopsis detailing each project's updates are in Sections 2.1 and 2.2.

Section 2.3 provides a list and details of each future bond project for consideration based on priority and preliminary costs explained in Section 1.2.

The intent of this report is to provide the status of bond projects and studies that Trihydro is currently working on for the District. Updates to this report subsequent to submittal for the board packet will be provided at the board meeting.

SCHEDULE SUMMARY

Attachment No. 1 depicts the overall bond program schedule for the two active projects and upcoming future projects.

PROGRAM ALLOCATION SUMMARY

Bond projects have been allocated by the bond program committee based on project priority and preliminary costs. A project ranking spreadsheet is included in Attachment No. 2. As budget and actual costs are refined, modifications to the project list will occur as it is intended to be a living document through the duration of the bond program.

CURRENT PROJECT STATUS

0.15 MGD WWTP CONSTRUCTION SERVICES

Budget: \$921,050.00
Percent Invoiced: 2.5%
Contractor: Associated Construction Partners (ACP)

Notice to Proceed: Monday, October 23, 2023
Substantial Completion: Friday, April 10, 2026
Final Completion: Sunday, May 10, 2026

Project Status:

- Reviewing construction submittals.
- Provided ACP copies of CAD structural drawing files.
- Concrete discussion meeting with ACP and Martin Marietta on November 17.
- Provided response to ACP & EI² price quotation error on November 17.
- On-site meeting with ACP on November 20 to discuss layout of construction trailers. On November 28, POA granted approval to ACP to remove trees and brush along the backside fence of the boat storage site for ACP to situate their construction trailers.
- Reviewed pay application #1 and recommended payment on December 6.
- Provided ACP response to RFI 01 on December 7 accepting ACP's request for changing the pump model for the main lift station from Hydromatic S4P(X)P to Hydromatic S4NX.
- Three District Board Members evaluated four Statement of Qualifications (SOQs) from prospective firms for providing Construction Materials Testing (CMT) services. The evaluation utilized a numerical grading criteria matrix that ranked each firm in three categories. Terracon ranked as the most qualified. Trihydro furnished the CMT Recommendation letter on December 8.

WATER SYSTEM ANALYSIS

Project Budget: \$153,490.00

Percent Invoiced: 84.8%

Project Status:

- Updated Fire Flow SOP.
- Updated TWDB DWSRF project information form online application.

FUTURE BOND PROJECTS

At the May 5, 2022 Special Board Meeting, Trihydro and the District discussed and evaluated the Bond Program project list and Summary Budget table. It was agreed to remove the Reclaimed Water System Improvements (Non-Golf Course Areas) and Existing Water Treatment Plant Improvements from the Bond Program project list. Trihydro and the District followed up with discussions on re-prioritizing the Bond projects. Attachment No. 2 depicts the updated Bond Program Summary Budget table including the updated project priorities.

WATER SYSTEM IMPROVEMENTS

The scope of these future bond projects are defined in the Water Master Plan, developed as part of the Water System Analysis project. The Water Master Plan provided recommendations for replacing the Augusta Standpipe and renovating the Augusta Pump Station to address immediate concerns and deficiencies in the water system. Additional projects to address aging infrastructure, fire flow availability, and operation issues included: rehabilitating the Augusta Elevated Storage Tank; installing a 6-inch waterline from Nicklaus Drive to Champions Circle; installing a PRV assembly; replacing 2-inch waterlines with 8-inch waterlines at Lakeland Circle and Lakehead Circle; and installing 6-inch waterlines along Valley Hill Drive and Valley Hill Lane to reallocate 35 LUEs to the Lower Pressure Plane. Scope and funding will be dependent upon final project costs of the WWTP and Water System Improvements.

RECLAIMED WATER SYSTEM IMPROVEMENTS – GOLF COURSE AREAS

This future bond project, coinciding with the new WWTP, will consist of installing new drip irrigation system, irrigation pump station, rehabilitating existing spray irrigation, and installing new reclaimed water lines. Funding will be dependent upon final project costs of the WWTP and Water System Improvements.

DRAINAGE AND REGRADING IMPROVEMENTS

This future bond project will coincide with the Reclaimed Water System Improvements – Golf Course Areas project. The original scope was to re-grade areas within the golf course that are prone to ponding and install runoff collection systems. Design Committee has identified Holes #1, #7, and #9 as areas experiencing inadequate drainage. Funding will be dependent upon final project costs of the WWTP and Water System Improvements.

ATTACHMENT NO. 1
WCID POINT VENTURE BOND PROGRAM SCHEDULE

ID	Task Mod	Task Name	Duration	Start	Finish	2021												2022				2023				2024				2025				2026		
						Q1	Q2	Q3	Q4	Q1	Q2	Q3	Q4	Q1	Q2	Q3	Q4	Q1	Q2	Q3	Q4	Q1	Q2	Q3	Q4	Q1	Q2	Q3	Q4	Q1	Q2	Q3				
1	▶	WWTP (Design)	621 days	Mon 1/18/21	Mon 6/5/23	[Bar]																														
2	▶	WWTP (Permitting)	70 days	Mon 6/5/23	Fri 9/8/23																	[Bar]														
3	▶	WWTP (Bidding)	71 days	Mon 6/5/23	Mon 9/11/23																	[Bar]														
4	▶	WWTP (Construction)	797 days	Tue 9/12/23	Wed 9/30/26																	[Bar]														
5	▶	Water System Analysis (GIS)	274 days	Mon 8/2/21	Thu 8/18/22	[Bar]																														
6	▶	Water System Analysis (Modeling)	136 days	Fri 8/19/22	Fri 2/24/23																	[Bar]														
7	▶	Water System Analysis (Water Master Plan)	105 days	Mon 10/31/22	Fri 3/24/23																	[Bar]														
8	▶	Water System Analysis (WMP, Review/Presentation, Update Report)	65 days	Mon 3/27/23	Fri 6/23/23																	[Bar]														

Project: Bond Program Overview
Date: Thu 9/21/23

Task		Project Summary		Manual Task		Start-only		Deadline	
Split		Inactive Task		Duration-only		Finish-only		Progress	
Milestone		Inactive Milestone		Manual Summary Rollup		External Tasks		Manual Progress	
Summary		Inactive Summary		Manual Summary		External Milestone			

ATTACHMENT NO. 2
WCID POINT VENTURE BOND PROGRAM SUMMARY BUDGET

PROJECT NAME	DESCRIPTION	BOND CATEGORY ¹	PRIORITY	BOND ENGINEERING FEES ²	BOND CONTINGENCY COST ²	BOND CONSTRUCTION COST	BOND PROJECT TOTAL	ACTUAL ENGINEERING FEES	ACTUAL CONSTRUCTION COST	ACTUAL PROJECT TOTAL	
New 0.15 MGD WWTP	Furnish equipment, materials, labor, and incidentals to install and place in service a new 150,000 gpd WWTP.	WWTP	1	\$ 673,600.00	\$ 1,122,670.00	\$ 5,613,345.00	\$ 7,409,615.00	\$ 709,444.00	\$ 10,978,850.00	\$ 11,688,294.00	
New 0.15 MGD WWTP (Construction Phase)	Furnish construction administration, full/part-time RPR, and CMT solicitation services for the 0.15 MGD WWTP project. District will hire a CMT entity to perform concrete, soil density and masonry testing, and project management services.	WWTP	1	\$ -	\$ -	\$ -	\$ -	\$ 971,050.00	\$ -	\$ 971,050.00	
Water System Analysis	Develop GIS Water System Map; Update Water Model; Furnish Preliminary Engineering Report to include recommendations on improvements and rehabilitation for existing Ground and Elevated Storage Tanks and Transfer Pump Station.	CVY	2	\$ -	\$ -	\$ -	\$ -	\$ 153,532.00	\$ -	\$ 153,532.00	
Ground Storage Tank Rehabilitation	Rehabilitation includes: inspection, patching, re-coating, deficiency improvements, and transfer pump station upgrades. Possible replacement of GST to be evaluated.	CVY	3	\$ 48,000.00	\$ 80,000.00	\$ 400,000.00	\$ 528,000.00	\$ -	\$ -	\$ -	
Elevated Storage Tank Rehabilitation	Rehabilitation includes: inspection, patching, re-coating, and deficiency improvements.	CVY	4	\$ 25,600.00	\$ 42,670.00	\$ 213,350.00	\$ 281,620.00	\$ -	\$ -	\$ -	
Reclaimed Water System Improvements (Golf Course Area)	Improvements includes: install 19+ acres drip irrigation, upgrade irrigation systems, install effluent conveyance lines, erect effluent dosing ground storage tank, and install drip irrigation pump station.	RWS	5	\$ 233,290.00	\$ 388,820.00	\$ 1,944,095.00	\$ 2,566,205.00	\$ -	\$ -	\$ -	
Drainage and Re-grading Improvements	Improvements includes: runoff collection and re-grading within Golf Course.	DR	6	\$ 22,800.00	\$ 38,000.00	\$ 190,000.00	\$ 250,800.00	\$ -	\$ -	\$ -	
Lift Station Rehabilitation	Rehabilitate POA, Whispering Hollow, & Mariners Point Lift Stations consisting of pump replacement, piping reconfiguration, flood control, maintenance, odor control, manhole replacement & rehabilitation, and instrumentation.	CVY	-	\$ 72,000.00	\$ 120,000.00	\$ 599,990.00	\$ 791,990.00	\$ 102,761.00	\$ -	\$ 102,761.00	
Existing Water Treatment Plant Improvements	Improvements include: backwash system upgrades.	CVY	-	\$ 41,460.00	\$ 69,090.00	\$ 345,460.00	\$ 456,010.00	\$ -	\$ -	\$ -	
Utility Line Improvements	Improvements include: installing Waterline 'E'.	CVY	-	\$ 75,000.00	\$ 125,000.00	\$ 625,000.00	\$ 825,000.00	\$ -	\$ -	\$ -	
Inflow and Infiltration (I&I) Study	Perform engineering study on determining I&I causes and solutions.	CVY	-	\$ 40,010.00	\$ -	\$ -	\$ 40,010.00	\$ -	\$ -	\$ -	
PROJECT TOTAL				\$ 1,231,760.00	\$ 1,986,250.00	\$ 9,931,240.00	\$ 13,149,250.00	\$ 1,936,787.00	\$ 10,978,850.00	\$ 12,915,637.00	
INCIDENTAL EXPENSE (NON-CONSTRUCTION) TOTAL³							\$ 1,350,750.00			\$ 1,350,750.00	
BOND ISSUANCE TOTAL								\$ 14,500,000.00			\$ 14,266,387.00

Notes:

¹Category Abbreviations
 CVY - Conveyance Improvements
 DR - Drainage Improvements
 RWS - Reclaimed Water System Improvements
 WWTP - Wastewater Treatment Plant Improvements

²Bond Engineering Fees and Bond Contingency Cost are 12% and 20% of Bond Construction Cost, respectively.

³Breakdown of Incidental Expense (Non-Construction) costs is provided below. Costs are obtained from the Oct. 19, 2020 TCEQ Order approving the bond issuance.

II. NON-CONSTRUCTION COSTS	
A. Legal Fees (2.00%)	\$ 290,000
B. Fiscal Agent Fees (2.00%)	290,000
C. Bond Discount (0.86%)	124,511
D. Bond Issuance Expenses	72,500
E. Bond Application Report	217,500
F. Attorney General Fee (0.10%)	9,500
G. TCEQ Fee (0.25%)	36,250
H. Contingency	310,489
Total Non-Construction Costs	\$ 1,350,750



14a

December 8, 2023

Mr. Steve Tabaska
Board President
Travis County W.C.&I.D. Point Venture
18606 Venture Drive
Point Venture, TX 78645

RE: CMT Recommendation for the 0.15 MGD WWTP Project

Dear Mr. Tabaska:

Trihydro Corporation (Trihydro), on behalf of Travis County Water Control and Improvement District Point Venture (District), solicited Statement of Qualifications (SOQs) for providing Construction Materials Testing (CMT) services for the 0.15 MGD WWTP Project. Four prospective firms submitted SOQs Friday, November 3, 2023.

Three District Board Members evaluated each submitted SOQ using a numerical grading criteria matrix that rates each firm in the following areas:

- Firm introduction & project understanding
- Proposed staff
- Project experience

Terracon Consultants, Inc. (Terracon) ranked as the most qualified to provide the CMT services. The evaluation ranking summary is attached.

Terracon has completed many geotechnical engineering and CMT projects, including municipal water and wastewater treatment plants, in the Central Texas region. They also have extensive knowledge in subsurface and soil conditions and construction materials to successfully perform the CMT services. Terracon presented competent staff and project team to complete the proposed services. Trihydro recommends the District contract with Terracon to perform the 0.15 MGD WWTP Project CMT services.



14a

Mr. Steve Tabaska
December 8, 2023
Page 2

If you have questions regarding the evaluation, please feel free to contact me.

Sincerely,
Trihydro Corporation

A handwritten signature in green ink that reads "David Alexander Vargas".

David Alexander Vargas, P.E.
Project Manager

TRAVI-023-0002

Attachment

cc: Jean Cecala, Office Manager – Travis County W.C.&I.D. Point Venture
Steven Young, Sr. Design Technician – Trihydro

ATTACHMENT 1
EVALUATION RANKING SUMMARY

ATTACHMENT 1. TRAVIS COUNTY WCID POINT VENTURE
0.15 MGD WWTP PROJECT
CONSTRUCTION MATERIALS TESTING SERVICES
EVALUATION RANKING SUMMARY

RANK	FIRM	SCORE
1	TERRACON	7.67
2	ARIAS	7.40
3	ROCK ENGINEERING	7.30
4	MLA GEOTECHNICAL	6.00

Contractor's Application for Payment

Owner: <u>Travis County WCID Point Venture</u>	Owner's Project No.: <u>701-023-300</u>
Engineer: <u>Trihydro</u>	Engineer's Project No.: <u>TRAVI-023-0002</u>
Contractor: <u>Associated Construction Partners, Ltd.</u>	Contractor's Project No.: <u>ACP 1607</u>
Project: <u>0.15 MGD WWTP</u>	
Contract: <u>Wastewater Treatment Plant Improvements</u>	
Application No.: <u>01</u>	Application Date: <u>11/30/2023</u>
Application Period: From <u>11/1/2023</u> to <u>11/30/2023</u>	

1. Original Contract Price	\$ 10,978,850.00
2. Net change by Change Orders	\$ -
3. Current Contract Price (Line 1 + Line 2)	\$ 10,978,850.00
4. Total Work completed and materials stored to date (Column J Unit Price Total)	\$ 476,190.00
5. Retainage	
a. <u>5%</u> X \$ 476,190.00 Work Completed	\$ 23,809.50
b. <u>0%</u> X \$ - Stored Materials	\$ -
c. Total Retainage (Line 5.a + Line 5.b)	\$ 23,809.50
6. Amount eligible to date (Line 4 - Line 5.c)	\$ 452,380.50
7. Less previous payments (Line 6 from prior application)	
8. Amount due this application	\$ 452,380.50
9. Balance to finish, including retainage (Line 3 - Line 4)	\$ 10,502,660.00

Contractor's Certification


The undersigned Contractor certifies, to the best of its knowledge, the following:


(1) All previous progress payments received from Owner on account of Work done under the Contract have been applied on account to discharge Contractor's legitimate obligations incurred in connection with the Work covered by prior Applications for Payment;

(2) Title to all Work, materials and equipment incorporated in said Work, or otherwise listed in or covered by this Application for Payment, will pass to Owner at time of payment free and clear of all liens, security interests, and encumbrances (except such as are covered by a bond acceptable to Owner indemnifying Owner against any such liens, security interest, or encumbrances); and

(3) All the Work covered by this Application for Payment is in accordance with the Contract Documents and is not defective.

Contractor: Associated Construction Partners, Ltd.

Signature:  **Date:** 11/30/2023

Recommended by Engineer	Approved by Owner
By: <u></u>	By: _____
Title: <u>Project Manager</u>	Title: _____
Date: <u>12/6/2023</u>	Date: _____

Progress Estimate - Unit Price Work

Contractor's Application for Payment

Owner:	Travis County WCID Point Venture	Owner's Project No.:	701-023-300
Engineer:	Trihydro	Engineer's Project No.:	TRAVI-023-0002
Contractor:	Associated Construction Partners, Ltd.	Contractor's Project No.:	ACP 1607
Project:	0.15 MGD WWTP		
Contract:	Wastewater Treatment Plant Improvements		

Application No.: 01 Application Period: From 11/01/23 to 11/30/23 Application Date: 11/30/23

A	B	C	D	E	F	G	H	I	J	K	L
Bid Item No.	Description	Item Quantity	Units	Unit Price (\$)	Value of Bid Item (C X E) (\$)	Work Completed		Materials Currently Stored (not in G) (\$)	Work Completed and Materials Stored to Date (H + I) (\$)	% of Value of Item (J / F) (%)	Balance to Finish (F - J) (\$)
						Estimated Quantity Incorporated in the Work	Value of Work Completed to Date (E X G) (\$)				
Original Contract											
Bid Item 1 - 0.15 MGD WWTP											
Mobilization											
1.01	Mobilization (Maximum 15%)	1.00	LS	1,430,000.00	1,430,000.00	0.33	476,190.00		476,190.00	33%	953,810.00
Mobilization Subtotal											953,810.00
Demolition											
1.02	Removal of Concrete Pads for Former Blowers, Stairs, and Basin	1.00	LS	25,000.00	25,000.00		-		-	0%	25,000.00
1.03	Remove and Retain 3" and 8" HDPE Force Mains	1.00	LS	20,000.00	20,000.00		-		-	0%	20,000.00
1.04	Chain Link Fence Removal	1.00	LS	25,000.00	25,000.00		-		-	0%	25,000.00
1.05	Removal of Potable Water Meter and Meter Vault, and RPZ Backflow	1.00	LS	25,000.00	25,000.00		-		-	0%	25,000.00
1.06	8" PVC Effluent Line to Pond	1.00	LS	10,000.00	10,000.00		-		-	0%	10,000.00
1.07	Concrete Driveway Removal	1.00	LS	20,000.00	20,000.00		-		-	0%	20,000.00
Demolition Subtotal											125,000.00
Headworks, Aeration Basin & Filter - Site Work											
1.08	Survey and Staking	1.00	LS	3,500.00	3,500.00		-		-	0%	3,500.00
1.09	Clear and Grub Area	1.00	LS	5,000.00	5,000.00		-		-	0%	5,000.00
1.10	Excavation as Required	1.00	LS	20,000.00	20,000.00		-		-	0%	20,000.00
1.11	Subgrade Preparation	1.00	LS	35,000.00	35,000.00		-		-	0%	35,000.00
1.12	Install Imported Materials to Specified Density	1.00	LS	40,000.00	40,000.00		-		-	0%	40,000.00
Headworks, Aeration Basin & Filter - Site Work Subtotal											103,500.00
Headworks, Aeration Basin & Filter - Concrete											
1.13	Electrical Foundation Rough	1.00	LS	18,000.00	18,000.00		-		-	0%	18,000.00
1.14	Mechanical Foundation Rough	1.00	LS	25,000.00	25,000.00		-		-	0%	25,000.00
1.15	Foundation - Form Work	1.00	LS	120,000.00	120,000.00		-		-	0%	120,000.00
1.16	Foundation - Steel Reinforcement Installation	1.00	LS	130,000.00	130,000.00		-		-	0%	130,000.00
1.17	Foundation - Ready-Mix Placement	1.00	LS	115,000.00	115,000.00		-		-	0%	115,000.00
1.18	Foundation - Strip/Clean/Finalize	1.00	LS	10,000.00	10,000.00		-		-	0%	10,000.00
1.19	Vertical Walls - Form Work	1.00	LS	150,000.00	150,000.00		-		-	0%	150,000.00
1.20	Vertical Walls - Steel Reinforcement Installation	1.00	LS	130,000.00	130,000.00		-		-	0%	130,000.00
1.21	Vertical Walls - Ready-Mix Placement	1.00	LS	115,000.00	115,000.00		-		-	0%	115,000.00
1.22	Vertical Walls - Strip/Clean/Finalize	1.00	LS	7,500.00	7,500.00		-		-	0%	7,500.00
1.23	Elevated Concrete - Form Work	1.00	LS	125,000.00	125,000.00		-		-	0%	125,000.00
1.24	Elevated Concrete - Steel Reinforcement Installation	1.00	LS	95,000.00	95,000.00		-		-	0%	95,000.00
1.25	Elevated Concrete - Ready-Mix Placement	1.00	LS	75,000.00	75,000.00		-		-	0%	75,000.00
1.26	Elevated Concrete - Strip/Clean/Finalize	1.00	LS	7,500.00	7,500.00		-		-	0%	7,500.00
1.27	Filter Foundation - Form Work	1.00	LS	10,000.00	10,000.00		-		-	0%	10,000.00
1.28	Filter Foundation - Steel Reinforcement Installation	1.00	LS	7,827.50	7,827.50		-		-	0%	7,827.50
1.29	Filter Foundation - Ready-Mix Placement	1.00	LS	10,000.00	10,000.00		-		-	0%	10,000.00
1.30	Filter Foundation - Strip/Clean/Finalize	1.00	LS	2,500.00	2,500.00		-		-	0%	2,500.00
Headworks, Aeration Basin & Filter - Concrete Subtotal											1,153,327.50

Progress Estimate - Unit Price Work

Contractor's Application for Payment

Owner:	Travis County WCID Point Venture	Owner's Project No.:	701-023-300
Engineer:	Trihydro	Engineer's Project No.:	TRAVI-023-0002
Contractor:	Associated Construction Partners, Ltd.	Contractor's Project No.:	ACP 1607
Project:	0.15 MGD WWTP		
Contract:	Wastewater Treatment Plant Improvements		

Application No.: 01 Application Period: From 11/01/23 to 11/30/23 Application Date: 11/30/23

A	B	C	D	E	F	G	H	I	J	K	L
Bid Item No.	Description	Contract Information				Work Completed		Materials Currently Stored (not in G) (\$)	Work Completed and Materials Stored to Date (H + I) (\$)	% of Value of Item (J / F) (%)	Balance to Finish (F - J) (\$)
		Item Quantity	Units	Unit Price (\$)	Value of Bid Item (C X E) (\$)	Estimated Quantity Incorporated in the Work	Value of Work Completed to Date (E X G) (\$)				
Headworks, Aeration Basin & Filter - Mechanical Installations											
1.31	Aerator Installation	1.00	LS	150,000.00	150,000.00			-		0%	150,000.00
1.32	Anti-Vortex Baffles Installation	1.00	LS	25,000.00	25,000.00			-		0%	25,000.00
1.33	Cloth Media Filter Installation	1.00	LS	305,000.00	305,000.00			-		0%	305,000.00
1.34	Fine Screen Installation	1.00	LS	130,000.00	130,000.00			-		0%	130,000.00
1.35	Mechanical Piping Installation (Pipe, Valves, Fittings, Etc.)	1.00	LS	25,000.00	25,000.00			-		0%	25,000.00
1.36	Coatings (Includes Labeling and Tagging)	1.00	LS	45,000.00	45,000.00			-		0%	45,000.00
Headworks, Aeration Basin & Filter - Mechanical Installations Subtotal											680,000.00
Headworks, Aeration Basin & Filter - Miscellaneous Metals											
1.37	Installation of Cloth Media Filter Platform and Stairs	1.00	LS	65,000.00	65,000.00			-		0%	65,000.00
1.38	Installation of Aeration Basin Platform and Stairs	1.00	LS	55,000.00	55,000.00			-		0%	55,000.00
1.39	Handrail and Grating Installation	1.00	LS	55,000.00	55,000.00			-		0%	55,000.00
1.40	Installation of Slide Gate	1.00	LS	63,000.00	63,000.00			-		0%	63,000.00
1.41	Manual Bar Screen Installation	1.00	LS	14,000.00	14,000.00			-		0%	14,000.00
1.42	Stop Gates Installations	1.00	LS	12,000.00	12,000.00			-		0%	12,000.00
Headworks, Aeration Basin & Filter - Miscellaneous Metals Subtotal											264,000.00
Headworks, Aeration Basin & Filter - Lighting & Low Voltage Electrical (SUBCONTRACTOR)											
1.43	Stanchion Light Fixture (Subcontractor)	1.00	LS	30,550.00	30,550.00			-		0%	30,550.00
1.44	GFCI Receptacle (Subcontractor)	1.00	LS	7,000.00	7,000.00			-		0%	7,000.00
1.45	Switch @ Stairwell (Subcontractor)	1.00	LS	3,000.00	3,000.00			-		0%	3,000.00
1.46	Filter Control Panel (Subcontractor)	1.00	LS	15,000.00	15,000.00			-		0%	15,000.00
1.47	Headworks Control Panel (Subcontractor)	1.00	LS	15,000.00	15,000.00			-		0%	15,000.00
1.48	Do Probe (Subcontractor)	1.00	LS	5,000.00	5,000.00			-		0%	5,000.00
Headworks, Aeration Basin & Filter - Lighting & Low Voltage Electrical (SUBCONTRACTOR) Subtotal											75,550.00
Headworks, Aeration Basin & Filter - Electrical & Instrumentation (SUBCONTRACTOR)											
1.49	Underground - Duct Bank G (Subcontractor)	1.00	LS	43,336.00	43,336.00			-		0%	43,336.00
1.50	Headworks - SD1-P / HW-P / HW-ETH / HW-DIO (Subcontractor)	1.00	LS	15,000.00	15,000.00			-		0%	15,000.00
1.51	Headworks - SV Conduit I&C (Subcontractor)	1.00	LS	5,000.00	5,000.00			-		0%	5,000.00
1.52	Headworks - Float Switch (Subcontractor)	1.00	LS	5,000.00	5,000.00			-		0%	5,000.00
1.53	Headworks - Grounding (Subcontractor)	1.00	LS	15,000.00	15,000.00			-		0%	15,000.00
1.54	Aeration Basin - AM1-P / AM2-P / Spare (Subcontractor)	1.00	LS	10,000.00	10,000.00			-		0%	10,000.00
1.55	Aeration Basin - AM1-DIO / AM2-DIO / AM1-AIO / AM2-AIO (Subcontractor)	1.00	LS	10,000.00	10,000.00			-		0%	10,000.00
1.56	Aeration Basin - AIT-AIO/Spare (Subcontractor)	1.00	LS	5,000.00	5,000.00			-		0%	5,000.00
1.57	Aeration Basin - Grounding	1.00	LS	15,000.00	15,000.00			-		0%	15,000.00
1.58	Filter - FLTRH-P / Disc (Subcontractor)	1.00	LS	7,000.00	7,000.00			-		0%	7,000.00
1.59	Filter - Float Switch (Subcontractor)	1.00	LS	3,000.00	3,000.00			-		0%	3,000.00
1.60	Filter - FLTR-DIO (Subcontractor)	1.00	LS	10,000.00	10,000.00			-		0%	10,000.00
1.61	Filter - Grounding (Subcontractor)	1.00	LS	20,000.00	20,000.00			-		0%	20,000.00
Headworks, Aeration Basin & Filter - Electrical & Instrumentation (SUBCONTRACTOR) Subtotal											163,336.00
Chlorine Contract Chamber, Effluent Transfer Station & NPW Station - Site Work											

Progress Estimate - Unit Price Work

Contractor's Application for Payment

Owner:	Travis County WCID Point Venture	Owner's Project No.:	701-023-300
Engineer:	Trihydro	Engineer's Project No.:	TRAVI-023-0002
Contractor:	Associated Construction Partners, Ltd.	Contractor's Project No.:	ACP 1607
Project:	0.15 MGD WWTP		
Contract:	Wastewater Treatment Plant Improvements		

Application No.: 01 Application Period: From 11/01/23 to 11/30/23 Application Date: 11/30/23

A	B	C	D	E	F	G	H	I	J	K	L
Bid Item No.	Description	Contract Information				Work Completed		Materials Currently Stored (not in G) (\$)	Work Completed and Materials Stored to Date (H + I) (\$)	% of Value of Item (J / F) (%)	Balance to Finish (F - J) (\$)
		Item Quantity	Units	Unit Price (\$)	Value of Bid Item (C X E) (\$)	Estimated Quantity Incorporated in the Work	Value of Work Completed to Date (E X G) (\$)				
1.62	Survey and Staking	1.00	LS	2,500.00	2,500.00			-	-	0%	2,500.00
1.63	Clear and Grub Area	1.00	LS	7,500.00	7,500.00			-	-	0%	7,500.00
1.64	Excavation as Required	1.00	LS	100,000.00	100,000.00			-	-	0%	100,000.00
1.65	Subgrade Preparation	1.00	LS	20,000.00	20,000.00			-	-	0%	20,000.00
1.66	Install Imported Materials to Specified Density	1.00	LS	25,000.00	25,000.00			-	-	0%	25,000.00
Chlorine Contract Chamber, Effluent Transfer Station & NPW Station - Site Work Subtotal											155,000.00
Chlorine Contract Chamber, Effluent Transfer Station & NPW Station - Concrete											
1.67	Electrical Foundation Rough	1.00	LS	15,000.00	15,000.00			-	-	0%	15,000.00
1.68	Mechanical Foundation Rough	1.00	LS	25,000.00	25,000.00			-	-	0%	25,000.00
1.69	Foundation - Form Work	1.00	LS	15,000.00	15,000.00			-	-	0%	15,000.00
1.70	Foundation - Steel Reinforcement Installation	1.00	LS	25,000.00	25,000.00			-	-	0%	25,000.00
1.71	Foundation - Ready-Mix Placement	1.00	LS	7,500.00	7,500.00			-	-	0%	7,500.00
1.72	Foundation - Strip/Clean/Finalize	1.00	LS	2,500.00	2,500.00			-	-	0%	2,500.00
1.73	Vertical Walls - Form Work	1.00	LS	15,000.00	15,000.00			-	-	0%	15,000.00
1.74	Vertical Walls - Steel Reinforcement Installation	1.00	LS	25,000.00	25,000.00			-	-	0%	25,000.00
1.75	Vertical Walls - Ready-Mix Placement	1.00	LS	7,500.00	7,500.00			-	-	0%	7,500.00
1.76	Vertical Walls - Strip/Clean/Finalize	1.00	LS	2,500.00	2,500.00			-	-	0%	2,500.00
1.77	NPW Station Foundation - Form Work	1.00	LS	15,000.00	15,000.00			-	-	0%	15,000.00
1.78	NPW Station Foundation - Steel Reinforcement Installation	1.00	LS	25,000.00	25,000.00			-	-	0%	25,000.00
1.79	NPW Station Foundation - Ready-Mix Placement	1.00	LS	7,500.00	7,500.00			-	-	0%	7,500.00
1.80	NPW Station Foundation - Strip/Clean/Finalize	1.00	LS	2,500.00	2,500.00			-	-	0%	2,500.00
1.81	Grouted Channel Corner Installation	1.00	LS	15,000.00	15,000.00			-	-	0%	15,000.00
1.82	Pre-Cast Concrete Vault Installation	1.00	LS	20,000.00	20,000.00			-	-	0%	20,000.00
Chlorine Contract Chamber, Effluent Transfer Station & NPW Station - Concrete Subtotal											225,000.00
Chlorine Contract Chamber, Effluent Transfer Station & NPW Station - Mechanical Installation											
1.83	NPW Submersible Pump Installation	1.00	LS	12,500.00	12,500.00			-	-	0%	12,500.00
1.84	Vertical Turbine Pump Installation	1.00	LS	130,000.00	130,000.00			-	-	0%	130,000.00
1.85	Hydropneumatic Tank Installation	1.00	LS	25,000.00	25,000.00			-	-	0%	25,000.00
1.86	Mechanical Piping Installation (Pipe, Valves, Fittings, Etc.)	1.00	LS	7,500.00	7,500.00			-	-	0%	7,500.00
1.87	Coatings (Includes Labeling and Tagging)	1.00	LS	25,000.00	25,000.00			-	-	0%	25,000.00
Chlorine Contract Chamber, Effluent Transfer Station & NPW Station - Mechanical Installation Subtotal											200,000.00
Chlorine Contract Chamber, Effluent Transfer Station & NPW Station - Miscellaneous Metals											
1.88	V-Notch Weir Installation	1.00	LS	5,000.00	5,000.00			-	-	0%	5,000.00
1.89	Supports & Brackets Installations	1.00	LS	5,000.00	5,000.00			-	-	0%	5,000.00
1.90	Handrail Installations	1.00	LS	10,000.00	10,000.00			-	-	0%	10,000.00
Chlorine Contract Chamber, Effluent Transfer Station & NPW Station - Miscellaneous Metals Subtotal											20,000.00
Chlorine Contract Chamber, Effluent Transfer Station & NPW Station - Power & Grounding Electrical (Subcontractor)											
1.91	Grounding (Subcontractor)	1.00	LS	15,000.00	15,000.00			-	-	0%	15,000.00
1.92	NPW-CP Rack (Subcontractor)	1.00	LS	7,000.00	7,000.00			-	-	0%	7,000.00
1.93	EFF-CP Rack (Subcontractor)	1.00	LS	7,000.00	7,000.00			-	-	0%	7,000.00
1.94	ETP1-P / ETP2-P / Spare (Subcontractor)	1.00	LS	7,000.00	7,000.00			-	-	0%	7,000.00

Progress Estimate - Unit Price Work

Contractor's Application for Payment

Owner:	Travis County WCID Point Venture	Owner's Project No.:	701-023-300
Engineer:	Trihydro	Engineer's Project No.:	TRAVI-023-0002
Contractor:	Associated Construction Partners, Ltd.	Contractor's Project No.:	ACP 1607
Project:	0.15 MGD WWTP		
Contract:	Wastewater Treatment Plant Improvements		

Application No.: 01 Application Period: From 11/01/23 to 11/30/23 Application Date: 11/30/23

A	B	C	D	E	F	G	H	I	J	K	L
Bid Item No.	Description	Contract Information				Work Completed		Materials Currently Stored (not in G) (\$)	Work Completed and Materials Stored to Date (H + I) (\$)	% of Value of Item (J / F) (%)	Balance to Finish (F - J) (\$)
		Item Quantity	Units	Unit Price (\$)	Value of Bid Item (C X E) (\$)	Estimated Quantity Incorporated in the Work	Value of Work Completed to Date (E X G) (\$)				
1.95	NPW-P (Subcontractor)	1.00	LS	4,000.00	4,000.00			-	-	0%	4,000.00
Chlorine Contract Chamber, Effluent Transfer Station & NPW Station - Power & Grounding Electrical (Subcontractor) Subtotal											40,000.00
Chlorine Contract Chamber, Effluent Transfer Station & NPW Station - Instrumentation, Lighting, LV Plan Electrical (Subcontractor)											
1.96	HOA Switch (Subcontractor)	1.00	LS	5,000.00	5,000.00			-	-	0%	5,000.00
1.97	Float Switch (Subcontractor)	1.00	LS	5,000.00	5,000.00			-	-	0%	5,000.00
1.98	Pressure Switch (Subcontractor)	1.00	LS	5,000.00	5,000.00			-	-	0%	5,000.00
1.99	Stanchion Light Fixture (Subcontractor)	1.00	LS	12,000.00	12,000.00			-	-	0%	12,000.00
1.100	GFCI Receptacle (Subcontractor)	1.00	LS	7,000.00	7,000.00			-	-	0%	7,000.00
1.101	Flow Indicator (Subcontractor)	1.00	LS	5,000.00	5,000.00			-	-	0%	5,000.00
1.102	Motor Space Heater (Subcontractor)	1.00	LS	6,000.00	6,000.00			-	-	0%	6,000.00
1.103	Motor Temp Switch (Subcontractor)	1.00	LS	5,000.00	5,000.00			-	-	0%	5,000.00
1.104	NPW-DIO / FIT-AIO / LV2-15 / LV2-11,13 (Subcontractor)	1.00	LS	9,000.00	9,000.00			-	-	0%	9,000.00
1.105	LV2-21 / LV2-17,19 / ETP-AIO / ETP-DIO (Subcontractor)	1.00	LS	9,000.00	9,000.00			-	-	0%	9,000.00
1.106	ETP1-AIO / ETP2-AIO / IC- Spare (Subcontractor)	1.00	LS	7,000.00	7,000.00			-	-	0%	7,000.00
Chlorine Contract Chamber, Effluent Transfer Station & NPW Station - Instrumentation, Lighting, LV Plan Electrical (Subcontractor) Subtotal											75,000.00
Secondary Clarifier - Site Work											
1.107	Survey and Staking	1.00	LS	2,500.00	2,500.00			-	-	0%	2,500.00
1.108	Clear and Grub Area	1.00	LS	15,000.00	15,000.00			-	-	0%	15,000.00
1.109	Excavation as Required	1.00	LS	50,000.00	50,000.00			-	-	0%	50,000.00
1.110	Subgrade Preparation	1.00	LS	17,500.00	17,500.00			-	-	0%	17,500.00
1.111	Install Imported Materials to Specified Density	1.00	LS	25,000.00	25,000.00			-	-	0%	25,000.00
Secondary Clarifier - Site Work Subtotal											110,000.00
Secondary Clarifier - Concrete											
1.112	Electrical Foundation Rough	1.00	LS	15,000.00	15,000.00			-	-	0%	15,000.00
1.113	Mechanical Foundation Rough	1.00	LS	25,000.00	25,000.00			-	-	0%	25,000.00
1.114	Clarifier Foundation - Form Work	1.00	LS	70,000.00	70,000.00			-	-	0%	70,000.00
1.115	Clarifier Foundation - Steel Reinforcement Installation	1.00	LS	25,000.00	25,000.00			-	-	0%	25,000.00
1.116	Clarifier Foundation - Ready-Mix Placement	1.00	LS	25,000.00	25,000.00			-	-	0%	25,000.00
1.117	Clarifier Foundation - Strip/Clean/Finalize	1.00	LS	5,000.00	5,000.00			-	-	0%	5,000.00
1.118	Clarifier Vertical Walls - Form Work	1.00	LS	90,000.00	90,000.00			-	-	0%	90,000.00
1.119	Clarifier Vertical Walls - Steel Reinforcement Installation	1.00	LS	50,000.00	50,000.00			-	-	0%	50,000.00
1.120	Clarifier Vertical Walls - Ready-Mix Placement	1.00	LS	75,000.00	75,000.00			-	-	0%	75,000.00
1.121	Clarifier Vertical Walls - Strip/Clean/Finalize	1.00	LS	5,000.00	5,000.00			-	-	0%	5,000.00
1.122	Clarifier - Grout Installation	1.00	LS	25,000.00	25,000.00			-	-	0%	25,000.00
1.123	RAS Tele Valve Foundation - Form Work	1.00	LS	15,000.00	15,000.00			-	-	0%	15,000.00
1.124	RAS Tele Valve Foundation - Steel Reinforcement Installation	1.00	LS	17,500.00	17,500.00			-	-	0%	17,500.00
1.125	RAS Tele Valve Foundation - Ready-Mix Placement	1.00	LS	12,500.00	12,500.00			-	-	0%	12,500.00
1.126	RAS Tele Valve Foundation - Strip/Clean/Finalize	1.00	LS	5,000.00	5,000.00			-	-	0%	5,000.00
1.127	RAS Tele Valve Walls - Form Work	1.00	LS	35,000.00	35,000.00			-	-	0%	35,000.00
1.128	RAS Tele Valve Walls - Steel Reinforcement Installation	1.00	LS	25,000.00	25,000.00			-	-	0%	25,000.00
1.129	RAS Tele Valve Walls - Ready-Mix Placement	1.00	LS	30,000.00	30,000.00			-	-	0%	30,000.00

Progress Estimate - Unit Price Work

Contractor's Application for Payment

Owner:	Travis County WCID Point Venture	Owner's Project No.:	701-023-300
Engineer:	Trihydro	Engineer's Project No.:	TRAVI-023-0002
Contractor:	Associated Construction Partners, Ltd.	Contractor's Project No.:	ACP1607
Project:	0.15 MGD WWTP		
Contract:	Wastewater Treatment Plant Improvements		

Application No.: 01 Application Period: From 11/01/23 to 11/30/23 Application Date: 11/30/23

A	B	C	D	E	F	G	H	I	J	K	L
Bid Item No.	Description	Contract Information				Work Completed		Materials Currently Stored (not in G) (\$)	Work Completed and Materials Stored to Date (H + I) (\$)	% of Value of Item (J / F) (%)	Balance to Finish (F - J) (\$)
		Item Quantity	Units	Unit Price (\$)	Value of Bid Item (C X E) (\$)	Estimated Quantity Incorporated in the Work	Value of Work Completed to Date (E X G) (\$)				
1.130	RAS Tele Valve Walls - Strip/Clean/Finalize	1.00	LS	15,000.00	15,000.00			-	-	0%	15,000.00
1.131	WAS Valve Vault Installation	1.00	LS	47,500.00	47,500.00			-	-	0%	47,500.00
Secondary Clarifier - Concrete Subtotal											612,500.00
Secondary Clarifier - Mechanical Installation											
1.132	Clarifier Equipment Installation	1.00	LS	205,000.00	205,000.00			-	-	0%	205,000.00
1.133	Submersible Pump Installation	1.00	LS	25,000.00	25,000.00			-	-	0%	25,000.00
Secondary Clarifier - Mechanical Installation Subtotal											230,000.00
Secondary Clarifier - Miscellaneous Metals											
1.134	Stairs, Platforms, Handrail & Grating Installation	1.00	LS	25,000.00	25,000.00			-	-	0%	25,000.00
1.135	Handrail Installations	1.00	LS	12,500.00	12,500.00			-	-	0%	12,500.00
1.136	Offset Operator and Wheel Installation	1.00	LS	12,500.00	12,500.00			-	-	0%	12,500.00
Secondary Clarifier - Miscellaneous Metals Subtotal											50,000.00
Secondary Clarifier - Electrical & Instrumentation (Subcontractor)											
1.137	Underground - Duct Bank E (Subcontractor)	1.00	LS	58,034.00	58,034.00			-	-	0%	58,034.00
1.138	Stanchion Light Fixture (Subcontractor)	1.00	LS	15,000.00	15,000.00			-	-	0%	15,000.00
1.139	Receptacle Install (Subcontractor)	1.00	LS	5,000.00	5,000.00			-	-	0%	5,000.00
1.140	Switch @ Bottom Stairwell (Subcontractor)	1.00	LS	3,000.00	3,000.00			-	-	0%	3,000.00
1.141	Clarifier Control Panel (Subcontractor)	1.00	LS	15,000.00	15,000.00			-	-	0%	15,000.00
1.142	HOA Switch/Run Light (WAS J-Box) (Subcontractor)	1.00	LS	3,000.00	3,000.00			-	-	0%	3,000.00
1.143	Float Switch (Subcontractor)	1.00	LS	5,000.00	5,000.00			-	-	0%	5,000.00
1.144	Cast-In-Concrete J-Box (Subcontractor)	1.00	LS	7,000.00	7,000.00			-	-	0%	7,000.00
1.145	WASP-DIO / WASP1-DIO / WASP2-DIO / WASP1-P / WASP2-P (Subcontractor)	1.00	LS	7,000.00	7,000.00			-	-	0%	7,000.00
1.146	RAS-AIO / LV2-37 (Subcontractor)	1.00	LS	5,000.00	5,000.00			-	-	0%	5,000.00
1.147	CFR-DIO / CFR-P (Subcontractor)	1.00	LS	5,000.00	5,000.00			-	-	0%	5,000.00
1.148	LV2-23,25 / WAS-AIO / LV2-39 (Subcontractor)	1.00	LS	5,000.00	5,000.00			-	-	0%	5,000.00
Secondary Clarifier - Electrical & Instrumentation (Subcontractor) Subtotal											133,034.00
MH & Yard Piping Installation											
1.149	MH C1 - Installation	1.00	LS	35,000.00	35,000.00			-	-	0%	35,000.00
1.150	8" Drain Piping Installation	1.00	LS	15,000.00	15,000.00			-	-	0%	15,000.00
1.151	8" Force Main to Headworks Piping Installation	1.00	LS	15,000.00	15,000.00			-	-	0%	15,000.00
1.152	8" Effluent From Filters Piping Installation	1.00	LS	15,000.00	15,000.00			-	-	0%	15,000.00
1.153	8" Influent From Filters Piping Installation	1.00	LS	15,000.00	15,000.00			-	-	0%	15,000.00
1.154	Plant Sewer "C" Piping Installation	1.00	LS	12,500.00	12,500.00			-	-	0%	12,500.00
1.155	MH A2 - Installation	1.00	LS	35,000.00	35,000.00			-	-	0%	35,000.00
1.156	MH A2 - A3 - Plant Sewer "A" Piping Installation	1.00	LS	12,500.00	12,500.00			-	-	0%	12,500.00
1.157	MH A3 - Installation	1.00	LS	35,000.00	35,000.00			-	-	0%	35,000.00
1.158	4" PVC Pressure Sewer Piping Installation	1.00	LS	15,000.00	15,000.00			-	-	0%	15,000.00
1.159	MH A3 - A4 - Plant Sewer "A" Piping Installation	1.00	LS	15,000.00	15,000.00			-	-	0%	15,000.00
1.160	MH A4 - Installation	1.00	LS	35,000.00	35,000.00			-	-	0%	35,000.00
1.161	MH A2 - A1 - Plant Sewer "A" Piping Installation	1.00	LS	15,000.00	15,000.00			-	-	0%	15,000.00

Progress Estimate - Unit Price Work

Contractor's Application for Payment

Owner: Travis County WCID Point Venture	Owner's Project No.: 701-023-300
Engineer: Trihydro	Engineer's Project No.: TRAVI-023-0002
Contractor: Associated Construction Partners, Ltd.	Contractor's Project No.: ACP 1607
Project: 0.15 MGD WWTP	
Contract: Wastewater Treatment Plant Improvements	

Application No.: 01 **Application Period:** From 11/01/23 to 11/30/23 **Application Date:** 11/30/23

A	B	C	D	E	F	G	H	I	J	K	L
Bid Item No.	Description	Contract Information				Work Completed		Materials Currently Stored (not in G) (\$)	Work Completed and Materials Stored to Date (H + I) (\$)	% of Value of Item (J / F) (%)	Balance to Finish (F - J) (\$)
		Item Quantity	Units	Unit Price (\$)	Value of Bid Item (C X E) (\$)	Estimated Quantity Incorporated in the Work	Value of Work Completed to Date (E X G) (\$)				
1.162	MH A1 - Installation	1.00	LS	35,000.00	35,000.00			-	-	0%	35,000.00
1.163	MH B2 - Installation	1.00	LS	35,000.00	35,000.00			-	-	0%	35,000.00
1.164	4" SCUM Piping Installation	1.00	LS	7,500.00	7,500.00			-	-	0%	7,500.00
1.165	10" Influent Piping Installation	1.00	LS	20,000.00	20,000.00			-	-	0%	20,000.00
1.166	MH A1 - B1 - Plant Sewer "B" Piping Installation	1.00	LS	15,000.00	15,000.00			-	-	0%	15,000.00
1.167	MH B1 - Installation	1.00	LS	35,000.00	35,000.00			-	-	0%	35,000.00
1.168	6" RAS Piping Installation	1.00	LS	15,000.00	15,000.00			-	-	0%	15,000.00
1.169	MH B1 - B2 - Piping Installation	1.00	LS	15,000.00	15,000.00			-	-	0%	15,000.00
1.170	MH B2 - Installation	1.00	LS	35,000.00	35,000.00			-	-	0%	35,000.00
MH & Yard Piping Installation Subtotal											482,500.00
Chemical Feed Building - Site Work											
1.171	Survey and Staking	1.00	LS	2,500.00	2,500.00			-	-	0%	2,500.00
1.172	Clear and Grub Area	1.00	LS	2,500.00	2,500.00			-	-	0%	2,500.00
1.173	Excavation as Required	1.00	LS	45,000.00	45,000.00			-	-	0%	45,000.00
1.174	Subgrade Preparation	1.00	LS	17,500.00	17,500.00			-	-	0%	17,500.00
1.175	Install Imported Materials to Specified Density	1.00	LS	22,500.00	22,500.00			-	-	0%	22,500.00
Chemical Feed Building - Site Work Subtotal											90,000.00
Chemical Feed Building - Concrete											
1.176	Foundation - Form Work	1.00	LS	2,500.00	2,500.00			-	-	0%	2,500.00
1.177	Foundation - Steel Reinforcement Installation	1.00	LS	5,000.00	5,000.00			-	-	0%	5,000.00
1.178	Foundation - Ready-Mix Placement	1.00	LS	10,000.00	10,000.00			-	-	0%	10,000.00
1.179	Foundation - Strip/Clean/Finalize	1.00	LS	2,500.00	2,500.00			-	-	0%	2,500.00
Chemical Feed Building - Concrete Subtotal											20,000.00
Chemical Feed Building - CMU											
1.180	CMU Block Installation	1.00	LS	37,500.00	37,500.00			-	-	0%	37,500.00
1.181	Insulation Installation	1.00	LS	12,500.00	12,500.00			-	-	0%	12,500.00
1.182	Concrete Roof Form Work	1.00	LS	5,000.00	5,000.00			-	-	0%	5,000.00
1.183	Concrete Roof Reinforcement Installation	1.00	LS	5,000.00	5,000.00			-	-	0%	5,000.00
1.184	Concrete Roof Ready-Mix Placement	1.00	LS	10,000.00	10,000.00			-	-	0%	10,000.00
1.185	Concrete Roof Strip/Clean/Finalize	1.00	LS	5,000.00	5,000.00			-	-	0%	5,000.00
1.186	FRP Door Installation	1.00	LS	12,500.00	12,500.00			-	-	0%	12,500.00
1.187	Sodium Hypochlorite Equipment Installation	1.00	LS	105,000.00	105,000.00			-	-	0%	105,000.00
1.188	Air Compressor Installation	1.00	LS	12,500.00	12,500.00			-	-	0%	12,500.00
Chemical Feed Building - CMU Subtotal											205,000.00
Chemical Feed Building - Electrical & Instrumentation (Subcontractor)											
1.189	Underground - Duct Bank F (Subcontractor)	1.00	LS	16,226.00	16,226.00			-	-	0%	16,226.00
1.190	Grounding (Subcontractor)	1.00	LS	15,000.00	15,000.00			-	-	0%	15,000.00
1.191	Light/Vent Switch (Subcontractor)	1.00	LS	5,000.00	5,000.00			-	-	0%	5,000.00
1.192	Light Fixtures (Subcontractor)	1.00	LS	12,000.00	12,000.00			-	-	0%	12,000.00
1.193	CFP-AIO / CFP-DIO / C-CP-DIO / IC-Spare (Subcontractor)	1.00	LS	4,500.00	4,500.00			-	-	0%	4,500.00
1.194	AC-CP-P / P-Spare (Subcontractor)	1.00	LS	3,583.00	3,583.00			-	-	0%	3,583.00

Progress Estimate - Unit Price Work

Contractor's Application for Payment

Owner:	Travis County WCID Point Venture	Owner's Project No.:	701-023-300
Engineer:	Trihydro	Engineer's Project No.:	TRAVI-023-0002
Contractor:	Associated Construction Partners, Ltd.	Contractor's Project No.:	ACP 1607
Project:	0.15 MGD WWTP		
Contract:	Wastewater Treatment Plant Improvements		

Application No.: 01 Application Period: From 11/01/23 to 11/30/23 Application Date: 11/30/23

A	B	C	D	E	F	G	H	I	J	K	L
Bid Item No.	Description	Contract Information				Work Completed		Materials Currently Stored (not in G) (\$)	Work Completed and Materials Stored to Date (H + I) (\$)	% of Value of Item (J / F) (%)	Balance to Finish (F - J) (\$)
		Item Quantity	Units	Unit Price (\$)	Value of Bid Item (C X E) (\$)	Estimated Quantity Incorporated in the Work	Value of Work Completed to Date (E X G) (\$)				
1.195	LV2-14,16 / LV2-10,12 / LV2-18 (Subcontractor)	1.00	LS	4,500.00	4,500.00			-	-	0%	4,500.00
1.196	LV2-24 / LV2-2,4 / LV2-6,8 (Subcontractor)	1.00	LS	4,500.00	4,500.00			-	-	0%	4,500.00
Chemical Feed Building - Electrical & Instrumentation (Subcontractor) Subtotal											65,309.00
WWTP Lift Station - Site Work											
1.197	Survey and Staking	1.00	LS	2,500.00	2,500.00			-	-	0%	2,500.00
1.198	Clear and Grub Area	1.00	LS	5,000.00	5,000.00			-	-	0%	5,000.00
1.199	Excavation as Required	1.00	LS	152,000.00	152,000.00			-	-	0%	152,000.00
1.200	Subgrade Preparation	1.00	LS	15,500.00	15,500.00			-	-	0%	15,500.00
1.201	Install Imported Materials to Specified Density	1.00	LS	25,000.00	25,000.00			-	-	0%	25,000.00
WWTP Lift Station - Site Work Subtotal											200,000.00
WWTP Lift Station - Concrete											
1.202	Electrical Foundation Rough	1.00	LS	15,000.00	15,000.00			-	-	0%	15,000.00
1.203	Mechanical Foundation Rough	1.00	LS	17,000.00	17,000.00			-	-	0%	17,000.00
1.204	Foundation - Form Work	1.00	LS	15,000.00	15,000.00			-	-	0%	15,000.00
1.205	Foundation - Steel Reinforcement Installation	1.00	LS	15,000.00	15,000.00			-	-	0%	15,000.00
1.206	Foundation - Ready-Mix Placement	1.00	LS	10,000.00	10,000.00			-	-	0%	10,000.00
1.207	Foundation - Strip/Clean/Finalize	1.00	LS	5,000.00	5,000.00			-	-	0%	5,000.00
1.208	Vertical Walls - Form Work	1.00	LS	30,000.00	30,000.00			-	-	0%	30,000.00
1.209	Vertical Walls - Steel Reinforcement Installation	1.00	LS	15,000.00	15,000.00			-	-	0%	15,000.00
1.210	Vertical Walls - Ready-Mix Placement	1.00	LS	25,000.00	25,000.00			-	-	0%	25,000.00
1.211	Vertical Walls - Strip/Clean/Finalize	1.00	LS	50,000.00	50,000.00			-	-	0%	50,000.00
1.212	Topping Slab - Formwork	1.00	LS	5,000.00	5,000.00			-	-	0%	5,000.00
1.213	Topping Slab - Steel Reinforcement Installation	1.00	LS	5,000.00	5,000.00			-	-	0%	5,000.00
1.214	Topping Slab - Ready-Mix Placement	1.00	LS	5,000.00	5,000.00			-	-	0%	5,000.00
1.215	Topping Slab - Strip/Clean/Finalize	1.00	LS	2,500.00	2,500.00			-	-	0%	2,500.00
1.216	Valve Vault Installation	1.00	LS	75,000.00	75,000.00			-	-	0%	75,000.00
1.217	Driveway - Formwork	1.00	LS	25,000.00	25,000.00			-	-	0%	25,000.00
1.218	Driveway - Steel Reinforcement Installation	1.00	LS	20,000.00	20,000.00			-	-	0%	20,000.00
1.219	Driveway - Ready-Mix Placement	1.00	LS	25,000.00	25,000.00			-	-	0%	25,000.00
1.220	Driveway - Strip/Clean/Finalize	1.00	LS	5,500.00	5,500.00			-	-	0%	5,500.00
WWTP Lift Station - Concrete Subtotal											365,000.00
WWTP Lift Station - Mechanical Installations											
1.221	Submersible Pumps Installation and Appurtenances	1.00	LS	200,000.00	200,000.00			-	-	0%	200,000.00
1.222	Mechanical Piping Installation (Pipe, Valves, Fittings, Etc.)	1.00	LS	35,000.00	35,000.00			-	-	0%	35,000.00
1.223	Coatings (Includes Labeling and Tagging)	1.00	LS	45,000.00	45,000.00			-	-	0%	45,000.00
WWTP Lift Station - Mechanical Installations Subtotal											280,000.00
WWTP Lift Station - Miscellaneous Metals											
1.224	2-Ton Jib Crane Installation	1.00	LS	45,000.00	45,000.00			-	-	0%	45,000.00
1.225	Supports and Accessories	1.00	LS	5,000.00	5,000.00			-	-	0%	5,000.00
WWTP Lift Station - Miscellaneous Metals Subtotal											50,000.00
WWTP Lift Station - Electrical & Instrumentation (Subcontractor)											

Progress Estimate - Unit Price Work

Contractor's Application for Payment

Owner: Travis County WCID Point Venture
 Engineer: Trihydro
 Contractor: Associated Construction Partners, Ltd.
 Project: 0.15 MGD WWTP
 Contract: Wastewater Treatment Plant Improvements

Owner's Project No.: 701-023-300
 Engineer's Project No.: TRAVI-023-0002
 Contractor's Project No.: ACP 1607

Application No.: 01 Application Period: From 11/01/23 to 11/30/23 Application Date: 11/30/23

A	B	C	D	E	F	G	H	I	J	K	L
Bid Item No.	Description	Contract Information				Work Completed		Materials Currently Stored (not in G) (\$)	Work Completed and Materials Stored to Date (H + I) (\$)	% of Value of Item (J / F) (%)	Balance to Finish (F - J) (\$)
		Item Quantity	Units	Unit Price (\$)	Value of Bid Item (C X E) (\$)	Estimated Quantity Incorporated in the Work	Value of Work Completed to Date (E X G) (\$)				
1.226	Underground - Duct Bank C (Subcontractor)	1.00	LS	88,522.00	88,522.00			-	-	0%	88,522.00
1.227	Underground - Electrical Manhole Package (Subcontractor)	1.00	LS	101,214.00	101,214.00			-	-	0%	101,214.00
1.228	Underground - Electrical Manhole Install (Subcontractor)	1.00	LS	15,000.00	15,000.00			-	-	0%	15,000.00
1.229	Electrical Building Grounding (Subcontractor)	1.00	LS	45,000.00	45,000.00			-	-	0%	45,000.00
1.230	LSP3-P / LSP3-DIO (Subcontractor)	1.00	LS	4,500.00	4,500.00			-	-	0%	4,500.00
1.231	LSP2-P / LSP2-DIO (Subcontractor)	1.00	LS	4,500.00	4,500.00			-	-	0%	4,500.00
1.232	LSP1-P / LSP1-DIO (Subcontractor)	1.00	LS	4,500.00	4,500.00			-	-	0%	4,500.00
1.233	LV2-1,3 / LSH-P (Subcontractor)	1.00	LS	4,500.00	4,500.00			-	-	0%	4,500.00
1.234	Stanchion Light Fixture (Subcontractor)	1.00	LS	15,000.00	15,000.00			-	-	0%	15,000.00
1.235	Receptacle Install (Subcontractor)	1.00	LS	7,000.00	7,000.00			-	-	0%	7,000.00
1.236	3P-30A Disconnect (Subcontractor)	1.00	LS	8,000.00	8,000.00			-	-	0%	8,000.00
1.237	Switch Key Note 11 (Subcontractor)	1.00	LS	3,000.00	3,000.00			-	-	0%	3,000.00
1.238	LS Junction Box (Subcontractor)	1.00	LS	12,000.00	12,000.00			-	-	0%	12,000.00
1.239	Float Switch (Subcontractor)	1.00	LS	5,000.00	5,000.00			-	-	0%	5,000.00
1.240	HOA Switch/Run Light (LS J-Box) (Subcontractor)	1.00	LS	5,000.00	5,000.00			-	-	0%	5,000.00
1.241	Wet Well Rack (Subcontractor)	1.00	LS	15,000.00	15,000.00			-	-	0%	15,000.00
1.242	PWR/Sensor Cable Install (Subcontractor)	1.00	LS	6,000.00	6,000.00			-	-	0%	6,000.00
1.243	LVL Trans Cable Install (Subcontractor)	1.00	LS	6,000.00	6,000.00			-	-	0%	6,000.00
1.244	LVL Trans Install (Subcontractor)	1.00	LS	15,000.00	15,000.00			-	-	0%	15,000.00
WWTP Lift Station - Electrical & Instrumentation (Subcontractor) Subtotal											364,736.00
Existing Administrative Building Improvements - Demolition											
1.245	Main Disconnect (Salvaged)	1.00	LS	2,500.00	2,500.00			-	-	0%	2,500.00
1.246	Automatic Transfer Switch (Salvaged)	1.00	LS	2,500.00	2,500.00			-	-	0%	2,500.00
1.247	130kW Generator (Salvaged & Relocated)	1.00	LS	10,000.00	10,000.00			-	-	0%	10,000.00
1.248	Supply Fan & Generator Exhaust Louver	1.00	LS	5,000.00	5,000.00			-	-	0%	5,000.00
Existing Administrative Building Improvements - Demolition Subtotal											20,000.00
Existing Administrative Building Improvements - Electrical (Subcontractor)											
1.249	Gear Package (Subcontractor)	1.00	LS	162,679.99	162,679.99			-	-	0%	162,679.99
1.250	Underground - Duct Bank A (Subcontractor)	1.00	LS	49,485.00	49,485.00			-	-	0%	49,485.00
1.251	Underground - Duct Bank Service (Subcontractor)	1.00	LS	18,760.00	18,760.00			-	-	0%	18,760.00
1.252	Grounding (Subcontractor)	1.00	LS	15,000.00	15,000.00			-	-	0%	15,000.00
1.253	B3CP / B4CP (Subcontractor)	1.00	LS	4,250.00	4,250.00			-	-	0%	4,250.00
1.254	Switch Roof (Subcontractor)	1.00	LS	1,500.00	1,500.00			-	-	0%	1,500.00
1.255	Receptacle Install (Subcontractor)	1.00	LS	6,000.00	6,000.00			-	-	0%	6,000.00
1.256	Light Fixtures (Subcontractor)	1.00	LS	15,000.00	15,000.00			-	-	0%	15,000.00
1.257	ATS-MCC2 /MCC2-MCC1 (Subcontractor)	1.00	LS	4,250.00	4,250.00			-	-	0%	4,250.00
1.258	B4CP-P / B3CP-P (Subcontractor)	1.00	LS	6,000.00	6,000.00			-	-	0%	6,000.00
1.259	B4-P / B3-P (Subcontractor)	1.00	LS	6,000.00	6,000.00			-	-	0%	6,000.00
1.260	B4CP-DIO / B3CP-DIO / MCC1-DIO / MCC2-DIO / MCC2-AIO (Subcontractor)	1.00	LS	7,000.00	7,000.00			-	-	0%	7,000.00

Progress Estimate - Unit Price Work

Contractor's Application for Payment

Owner:	Travis County WCID Point Venture	Owner's Project No.:	701-023-300
Engineer:	Trihydro	Engineer's Project No.:	TRAVI-023-0002
Contractor:	Associated Construction Partners, Ltd.	Contractor's Project No.:	ACP 1607
Project:	0.15 MGD WWTP		
Contract:	Wastewater Treatment Plant Improvements		

Application No.: 01 Application Period: From 11/01/23 to 11/30/23 Application Date: 11/30/23

A	B	C	D	E	F	G	H	I	J	K	L
Bid Item No.	Description	Contract Information				Work Completed		Materials Currently Stored (not in G) (\$)	Work Completed and Materials Stored to Date (H + I) (\$)	% of Value of Item (J / F) (%)	Balance to Finish (F - J) (\$)
		Item Quantity	Units	Unit Price (\$)	Value of Bid Item (C X E) (\$)	Estimated Quantity Incorporated in the Work	Value of Work Completed to Date (E X G) (\$)				
1.261	LV2-20,22 / LV2-26 / LV2-30,32 / LV2-36,38 (Subcontractor)	1.00	LS	6,000.00	6,000.00			-	-	0%	6,000.00
1.262	Mini Split Disconnect (Subcontractor)	1.00	LS	4,000.00	4,000.00			-	-	0%	4,000.00
Existing Administrative Building Improvements - Electrical (Subcontractor) Subtotal											305,924.99
2.1 MG GST Improvements											
1.263	Pressure Washing Tank	1.00	LS	35,000.00	35,000.00			-	-	0%	35,000.00
1.264	On-Site Installation of Geodesic Dome Next to Existing GST	1.00	LS	62,500.00	62,500.00			-	-	0%	62,500.00
1.265	Lifting and Setting of Geodesic Dome	1.00	LS	15,000.00	15,000.00			-	-	0%	15,000.00
1.266	Access Hatch Installation	1.00	LS	5,000.00	5,000.00			-	-	0%	5,000.00
1.267	Handrail Installations	1.00	LS	3,500.00	3,500.00			-	-	0%	3,500.00
1.268	Ladder Platform Installation	1.00	LS	2,500.00	2,500.00			-	-	0%	2,500.00
2.1 MG GST Improvements Subtotal											123,500.00
Generator - Site Work											
1.269	Survey and Staking	1.00	LS	750.00	750.00			-	-	0%	750.00
1.270	Clear and Grub Area	1.00	LS	1,250.00	1,250.00			-	-	0%	1,250.00
1.271	Excavation as Required	1.00	LS	5,000.00	5,000.00			-	-	0%	5,000.00
1.272	Subgrade Preparation	1.00	LS	10,000.00	10,000.00			-	-	0%	10,000.00
1.273	Install Imported Materials to Specified Density	1.00	LS	3,000.00	3,000.00			-	-	0%	3,000.00
Generator - Site Work Subtotal											20,000.00
Generator - Concrete											
1.274	Foundation - Form Work	1.00	LS	5,000.00	5,000.00			-	-	0%	5,000.00
1.275	Foundation - Steel Reinforcement Installation	1.00	LS	7,500.00	7,500.00			-	-	0%	7,500.00
1.276	Foundation - Ready-Mix Placement	1.00	LS	3,500.00	3,500.00			-	-	0%	3,500.00
1.277	Foundation - Strip/Clean/Finalize	1.00	LS	4,000.00	4,000.00			-	-	0%	4,000.00
Generator - Concrete Subtotal											20,000.00
Generator/ ATS Electrical Installations (Subcontractor)											
1.278	Underground - Duct Bank Generator (Subcontractor)	1.00	LS	9,080.00	9,080.00			-	-	0%	9,080.00
1.279	Install 130 kW Generator (Subcontractor)	1.00	LS	41,000.00	41,000.00			-	-	0%	41,000.00
1.280	Install 600A ATS (Subcontractor)	1.00	LS	35,000.00	35,000.00			-	-	0%	35,000.00
Generator/ ATS Electrical Installations (Subcontractor) Subtotal											85,080.00
Facility Instrumentation & Controls (Subcontractor)											
1.281	System Design and Engineering (Subcontractor)	1.00	LS	90,000.00	90,000.00			-	-	0%	90,000.00
1.282	Initial Submittal Package (Subcontractor)	1.00	LS	60,000.00	60,000.00			-	-	0%	60,000.00
1.283	PIT 601/ PIT 602 (Subcontractor)	1.00	LS	20,000.00	20,000.00			-	-	0%	20,000.00
1.284	LT100 / LT431 (Subcontractor)	1.00	LS	20,000.00	20,000.00			-	-	0%	20,000.00
1.285	LE/LIT-601 / FE/FIT-501 (Subcontractor)	1.00	LS	20,000.00	20,000.00			-	-	0%	20,000.00
1.286	Level Float Switches (Subcontractor)	1.00	LS	20,000.00	20,000.00			-	-	0%	20,000.00
1.287	PS1-501 / PS2-501 (Subcontractor)	1.00	LS	20,000.00	20,000.00			-	-	0%	20,000.00
1.288	FE/FIT-420 (Subcontractor)	1.00	LS	20,000.00	20,000.00			-	-	0%	20,000.00
1.289	FIT-440 (Subcontractor)	1.00	LS	20,000.00	20,000.00			-	-	0%	20,000.00

Progress Estimate - Unit Price Work

Contractor's Application for Payment

Owner:	Travis County WCID Point Venture	Owner's Project No.:	701-023-300
Engineer:	Trihydro	Engineer's Project No.:	TRAVI-023-0002
Contractor:	Associated Construction Partners, Ltd.	Contractor's Project No.:	ACP 1607
Project:	0.15 MGD WWTP		
Contract:	Wastewater Treatment Plant Improvements		

Application No.: 01 Application Period: From 11/01/23 to 11/30/23 Application Date: 11/30/23

A	B	C	D	E	F	G	H	I	J	K	L
Bid Item No.	Description	Contract Information				Work Completed		Materials Currently Stored (not in G) (\$)	Work Completed and Materials Stored to Date (H + I) (\$)	% of Value of Item (J / F) (%)	Balance to Finish (F - J) (\$)
		Item Quantity	Units	Unit Price (\$)	Value of Bid Item (C X E) (\$)	Estimated Quantity Incorporated in the Work	Value of Work Completed to Date (E X G) (\$)				
1.290	AIT-310 / DO-310 (Subcontractor)	1.00	LS	20,000.00	20,000.00			-	-	0%	20,000.00
1.291	SCADA Control Panel (Subcontractor)	1.00	LS	20,000.00	20,000.00			-	-	0%	20,000.00
1.292	Spare Parts (Subcontractor)	1.00	LS	30,000.00	30,000.00			-	-	0%	30,000.00
1.293	Site Acceptance Testing (Subcontractor)	1.00	LS	40,000.00	40,000.00			-	-	0%	40,000.00
1.294	Testing (Subcontractor)	1.00	LS	5,930.00	5,930.00			-	-	0%	5,930.00
Facility Instrumentation & Controls (Subcontractor) Subtotal											405,930.00
Facility Start-Up											
1.295	Pre-Demonstration Testing	1.00	LS	2,500.00	2,500.00			-	-	0%	2,500.00
1.296	Demonstration Testing	1.00	LS	3,500.00	3,500.00			-	-	0%	3,500.00
1.297	Training	1.00	LS	3,000.00	3,000.00			-	-	0%	3,000.00
Facility Start-Up Subtotal											9,000.00
Sludge Holding Basin Improvements - Site Work											
1.298	Survey and Staking	1.00	LS	1,500.00	1,500.00			-	-	0%	1,500.00
1.299	Clear and Grub Area	1.00	LS	2,500.00	2,500.00			-	-	0%	2,500.00
1.300	Excavation as Required	1.00	LS	35,000.00	35,000.00			-	-	0%	35,000.00
1.301	Subgrade Preparation	1.00	LS	25,000.00	25,000.00			-	-	0%	25,000.00
1.302	Install Imported Materials to Specified Density	1.00	LS	20,000.00	20,000.00			-	-	0%	20,000.00
Sludge Holding Basin Improvements - Site Work Subtotal											84,000.00
Sludge Holding Basin Improvements - Concrete											
1.303	Foundation - Form Work	1.00	LS	5,000.00	5,000.00			-	-	0%	5,000.00
1.304	Foundation - Steel Reinforcement Installation	1.00	LS	7,500.00	7,500.00			-	-	0%	7,500.00
1.305	Foundation - Ready-Mix Placement	1.00	LS	12,500.00	12,500.00			-	-	0%	12,500.00
1.306	Foundation - Strip/Clear/Finalize	1.00	LS	5,000.00	5,000.00			-	-	0%	5,000.00
Sludge Holding Basin Improvements - Concrete Subtotal											30,000.00
Sludge Holding Basin Improvements - Mechanical Installation											
1.307	Blowers Installation	1.00	LS	177,000.00	177,000.00			-	-	0%	177,000.00
1.308	Aeration Equipment Installation	1.00	LS	90,000.00	90,000.00			-	-	0%	90,000.00
1.309	Mechanical Piping Installation (Pipe, Valves, Fittings, Etc.)	1.00	LS	25,000.00	25,000.00			-	-	0%	25,000.00
1.310	Coatings (Includes Labeling and Tagging)	1.00	LS	8,000.00	8,000.00			-	-	0%	8,000.00
Sludge Holding Basin Improvements - Mechanical Installation Subtotal											300,000.00
Sludge Holding Basin Improvements - Miscellaneous Metals											
1.311	Canopy Installation	1.00	LS	25,000.00	25,000.00			-	-	0%	25,000.00
1.312	Pipe Supports	1.00	LS	15,000.00	15,000.00			-	-	0%	15,000.00
Sludge Holding Basin Improvements - Miscellaneous Metals Subtotal											40,000.00
Sludge Holding Basin Improvements - Electrical											
1.313	Conduit Installations	1.00	LS	5,000.00	5,000.00			-	-	0%	5,000.00
1.314	Control Panel Installations	1.00	LS	7,500.00	7,500.00			-	-	0%	7,500.00
1.315	Wires and Cables	1.00	LS	2,500.00	2,500.00			-	-	0%	2,500.00
1.316	Lighting Installation	1.00	LS	5,000.00	5,000.00			-	-	0%	5,000.00
1.317	Instrumentation Installation	1.00	LS	5,000.00	5,000.00			-	-	0%	5,000.00
Sludge Holding Basin Improvements - Electrical Subtotal											25,000.00

Progress Estimate - Unit Price Work

Contractor's Application for Payment

Owner:	Travis County WCID Point Venture	Owner's Project No.:	701-023-300
Engineer:	Trihydro	Engineer's Project No.:	TRAVI-023-0002
Contractor:	Associated Construction Partners, Ltd.	Contractor's Project No.:	ACP 1607
Project:	0.15 MGD WWTP		
Contract:	Wastewater Treatment Plant Improvements		

Application No.: 01 Application Period: From 11/01/23 to 11/30/23 Application Date: 11/30/23

A	B	C	D	E	F	G	H	I	J	K	L
Bid Item No.	Description	Item Quantity	Units	Unit Price (\$)	Value of Bid Item (C X E) (\$)	Work Completed		Materials Currently Stored (not in G) (\$)	Work Completed and Materials Stored to Date (H + I) (\$)	% of Value of Item (J / F) (%)	Balance to Finish (F - J) (\$)
						Estimated Quantity Incorporated in the Work	Value of Work Completed to Date (E X G) (\$)				
Sludge Holding Basin Improvements - Facility Start-Up											
1.318	Punchlist, Site Clean-Up, and Restoration	1.00	LS	15,000.00	15,000.00			-	-	0%	15,000.00
											Sludge Holding Basin Improvements - Facility Start-Up Subtotal
Whispering Hollow Lift Station											
Whispering Hollow Lift Station - Bypass Set-Up											
1.319	Subsurface Utility Investigation	1.00	LS	25,000.00	25,000.00			-	-	0%	25,000.00
1.320	Relocate Existing Lift Station Control Panel if Necessary	1.00	LS	25,000.00	25,000.00			-	-	0%	25,000.00
1.321	Install 2" Temporary Bypass	1.00	LS	35,000.00	35,000.00			-	-	0%	35,000.00
											Whispering Hollow Lift Station - Bypass Set-Up Subtotal
Whispering Hollow Lift Station - Demolition											
1.322	Equipment Vault	1.00	LS	22,500.00	22,500.00			-	-	0%	22,500.00
1.323	Existing Building	1.00	LS	22,000.00	22,000.00			-	-	0%	22,000.00
1.324	Wooden Fence	1.00	LS	17,500.00	17,500.00			-	-	0%	17,500.00
											Whispering Hollow Lift Station - Demolition Subtotal
Whispering Hollow Lift Station - Site Work											
1.325	Survey and Staking	1.00	LS	2,500.00	2,500.00			-	-	0%	2,500.00
1.326	Clear and Grub Area	1.00	LS	2,500.00	2,500.00			-	-	0%	2,500.00
1.327	Excavation as Required	1.00	LS	50,000.00	50,000.00			-	-	0%	50,000.00
1.328	Subgrade Preparation	1.00	LS	30,000.00	30,000.00			-	-	0%	30,000.00
1.329	Install Imported Materials to Specified Density	1.00	LS	35,000.00	35,000.00			-	-	0%	35,000.00
											Whispering Hollow Lift Station - Site Work Subtotal
Whispering Hollow Lift Station - Wet Well & Valve Installation											
1.330	Valve Vault and Wet Well Installation	1.00	LS	85,000.00	85,000.00			-	-	0%	85,000.00
1.331	Davit Crane Installation	1.00	LS	25,000.00	25,000.00			-	-	0%	25,000.00
1.332	Submersible Pumps and Associated Accessories Installation	1.00	LS	80,000.00	80,000.00			-	-	0%	80,000.00
1.333	Mechanical Piping Installation (Pipe, Valves, Fittings, Etc.)	1.00	LS	30,000.00	30,000.00			-	-	0%	30,000.00
1.334	Miscellaneous Metals Installations	1.00	LS	10,000.00	10,000.00			-	-	0%	10,000.00
											Whispering Hollow Lift Station - Wet Well & Valve Installation Subtotal
Whispering Hollow Lift Station - Electrical											
1.335	Existing Control Panel Installation	1.00	LS	10,000.00	10,000.00			-	-	0%	10,000.00
1.336	Existing Telephone Panel Installation	1.00	LS	15,000.00	15,000.00			-	-	0%	15,000.00
1.337	Duct Bank Installation	1.00	LS	20,000.00	20,000.00			-	-	0%	20,000.00
1.338	Grounding and Bonding	1.00	LS	13,000.00	13,000.00			-	-	0%	13,000.00
1.339	Conduit, Boxes, and Fittings Installation	1.00	LS	45,000.00	45,000.00			-	-	0%	45,000.00
1.340	Wires and Cables	1.00	LS	25,000.00	25,000.00			-	-	0%	25,000.00
1.341	Instruments	1.00	LS	25,000.00	25,000.00			-	-	0%	25,000.00
											Whispering Hollow Lift Station - Electrical Subtotal
Whispering Hollow Lift Station - Start-Up and Testing											
1.342	Contractor Start-Up and Testing	1.00	LS	5,000.00	5,000.00			-	-	0%	5,000.00
1.343	Demonstration Testing	1.00	LS	5,000.00	5,000.00			-	-	0%	5,000.00
1.344	Yard Piping Installations to New Wet Well	1.00	LS	15,000.00	15,000.00			-	-	0%	15,000.00

Progress Estimate - Unit Price Work

Contractor's Application for Payment

Owner:	Travis County WCID Point Venture	Owner's Project No.:	701-023-300
Engineer:	Trihydro	Engineer's Project No.:	TRAVI-023-0002
Contractor:	Associated Construction Partners, Ltd.	Contractor's Project No.:	ACP 1607
Project:	0.15 MGD WWTP		
Contract:	Wastewater Treatment Plant Improvements		

Application No.: 01 Application Period: From 11/01/23 to 11/30/23 Application Date: 11/30/23

A	B	C	D	E	F	G	H	I	J	K	L
Bid Item No.	Description	Contract Information				Work Completed		Materials Currently Stored (not in G) (\$)	Work Completed and Materials Stored to Date (H + I) (\$)	% of Value of Item (J / F) (%)	Balance to Finish (F - J) (\$)
		Item Quantity	Units	Unit Price (\$)	Value of Bid Item (C X E) (\$)	Estimated Quantity Incorporated in the Work	Value of Work Completed to Date (E X G) (\$)				
1.345	Commission New Wet Well	1.00	LS	5,000.00	5,000.00			-	-	0%	5,000.00
1.346	Demolish Existing Wet Well	1.00	LS	25,000.00	25,000.00			-	-	0%	25,000.00
Whispering Hollow Lift Station - Start-Up and Testing Subtotal											55,000.00
Whispering Hollow Lift Station - Precast Concrete Fence											
1.347	Excavation of Footings	1.00	LS	7,500.00	7,500.00			-	-	0%	7,500.00
1.348	Concrete Footings & Posts Installation	1.00	LS	7,500.00	7,500.00			-	-	0%	7,500.00
1.349	Precast Concrete Fence Panels Installation	1.00	LS	20,000.00	20,000.00			-	-	0%	20,000.00
1.350	Wooden Fence Gate Installation	1.00	LS	7,500.00	7,500.00			-	-	0%	7,500.00
1.351	Site Clean-Up and Restoration	1.00	LS	2,500.00	2,500.00			-	-	0%	2,500.00
Whispering Hollow Lift Station - Start-Up and Testing Subtotal											45,000.00
POA Lift Station											
POA Lift Station - Site Work											
1.352	Survey and Staking	1.00	LS	1,500.00	1,500.00			-	-	0%	1,500.00
1.353	Clear and Grub Area	1.00	LS	2,500.00	2,500.00			-	-	0%	2,500.00
1.354	Excavation as Required	1.00	LS	50,000.00	50,000.00			-	-	0%	50,000.00
1.355	Subgrade Preparation	1.00	LS	30,000.00	30,000.00			-	-	0%	30,000.00
1.356	Install Imported Materials to Specified Density	1.00	LS	35,000.00	35,000.00			-	-	0%	35,000.00
POA Lift Station - Site Work Subtotal											119,000.00
POA Lift Station - Wet Well Valve Vault Installation											
1.357	Valve Vault and Wet Well Installation	1.00	LS	85,000.00	85,000.00			-	-	0%	85,000.00
1.358	Davit Crane Installation	1.00	LS	25,000.00	25,000.00			-	-	0%	25,000.00
1.359	Submersible Pumps and Associated Accessories Installation	1.00	LS	80,000.00	80,000.00			-	-	0%	80,000.00
1.360	Mechanical Piping Installation (Pipe, Valves, Fittings, Etc.)	1.00	LS	30,000.00	30,000.00			-	-	0%	30,000.00
1.361	Miscellaneous Metals Installations	1.00	LS	10,000.00	10,000.00			-	-	0%	10,000.00
1.362	MH-14 and Yard Piping Installation	1.00	LS	50,000.00	50,000.00			-	-	0%	50,000.00
1.363	Bypass Pumping Installation	1.00	LS	50,000.00	50,000.00			-	-	0%	50,000.00
1.364	MH-11 Installation	1.00	LS	39,500.00	39,500.00			-	-	0%	39,500.00
1.365	MH-12 Installation	1.00	LS	39,500.00	39,500.00			-	-	0%	39,500.00
POA Lift Station - Wet Well Valve Vault Installation Subtotal											409,000.00
POA Lift Station - Electrical											
1.366	Existing Control Panel Installation	1.00	LS	10,000.00	10,000.00			-	-	0%	10,000.00
1.367	Existing Telephone Panel Installation	1.00	LS	15,000.00	15,000.00			-	-	0%	15,000.00
1.368	Duct Bank Installation	1.00	LS	20,000.00	20,000.00			-	-	0%	20,000.00
1.369	Grounding and Bonding	1.00	LS	13,000.00	13,000.00			-	-	0%	13,000.00
1.370	Valve Vault and Wet Well Installation	1.00	LS	45,000.00	45,000.00			-	-	0%	45,000.00
1.371	Wires and Cables	1.00	LS	25,000.00	25,000.00			-	-	0%	25,000.00
1.372	Instruments	1.00	LS	25,000.00	25,000.00			-	-	0%	25,000.00
POA Lift Station - Electrical Subtotal											153,000.00
POA Lift Station - Start-Up and Testing											

Progress Estimate - Unit Price Work

Contractor's Application for Payment

Owner:	Travis County WCID Point Venture	Owner's Project No.:	701-023-300
Engineer:	Trihydro	Engineer's Project No.:	TRAVI-023-0002
Contractor:	Associated Construction Partners, Ltd.	Contractor's Project No.:	ACP 1607
Project:	0.15 MGD WWTP		
Contract:	Wastewater Treatment Plant Improvements		

Application No.: 01 Application Period: From 11/01/23 to 11/30/23 Application Date: 11/30/23

A	B	C	D	E	F	G	H	I	J	K	L	
Bid Item No.	Description	Contract Information				Work Completed		Materials Currently Stored (not in G) (\$)	Work Completed and Materials Stored to Date (H + I) (\$)	% of Value of Item (J / F) (%)	Balance to Finish (F - J) (\$)	
		Item Quantity	Units	Unit Price (\$)	Value of Bid Item (C X E) (\$)	Estimated Quantity Incorporated in the Work	Value of Work Completed to Date (E X G) (\$)					
1.373	Contractor Start-Up and Testing	1.00	LS	5,000.00	5,000.00			-	-	0%	5,000.00	
1.374	Demonstration Testing	1.00	LS	5,000.00	5,000.00			-	-	0%	5,000.00	
1.375	Yard Piping Installations to New Wet Well	1.00	LS	15,000.00	15,000.00			-	-	0%	15,000.00	
1.376	Commission New Wet Well	1.00	LS	5,000.00	5,000.00			-	-	0%	5,000.00	
1.377	Demolish Existing Wet Well	1.00	LS	25,000.00	25,000.00			-	-	0%	25,000.00	
POA Lift Station - Start-Up and Testing Subtotal											55,000.00	
POA Lift Station - Chain Link Fence Installation												
1.378	Excavation of Footings	1.00	LS	1,500.00	1,500.00			-	-	0%	1,500.00	
1.379	Concrete Footings & Posts Installation	1.00	LS	5,000.00	5,000.00			-	-	0%	5,000.00	
1.380	Chain-link Fence Installation	1.00	LS	5,000.00	5,000.00			-	-	0%	5,000.00	
1.381	Site Clean-Up and Restoration	1.00	LS	1,272.51	1,272.51			-	-	0%	1,272.51	
POA Lift Station - Chain Link Fence Installation Subtotal											12,772.51	
TOTAL Bid Item 1											10,473,810.00	
Bid Item 2 - Trench Safety												
2.01	Trench Safety Systems	850.00	LF	5.00	4,250.00			-	-	0%	4,250.00	
Total Bid Item 2											4,250.00	
Bid Item 3 - Excavation Safety												
3.01	Excavation Safety Systems	1,230.00	LF	20.00	24,600.00			-	-	0%	24,600.00	
Total Bid Item 3											24,600.00	
Original Contract Totals					\$ 10,978,850.00			\$ 476,190.00	\$ -	\$ 476,190.00	4%	\$ 10,502,660.00

Progress Estimate - Unit Price Work

Contractor's Application for Payment

Owner:	Travis County WCID Point Venture	Owner's Project No.:	701-023-300
Engineer:	Trihydro	Engineer's Project No.:	TRAVI-023-0002
Contractor:	Associated Construction Partners, Ltd.	Contractor's Project No.:	ACP 1607
Project:	0.15 MGD WWTP		
Contract:	Wastewater Treatment Plant Improvements		

Application No.: 01 Application Period: From 11/01/23 to 11/30/23 Application Date: 11/30/23

A	B	C	D	E	F	G	H	I	J	K	L	
Bid Item No.	Description	Contract Information				Work Completed		Materials Currently Stored (not in G) (\$)	Work Completed and Materials Stored to Date (H + I) (\$)	% of Value of Item (J / F) (%)	Balance to Finish (F - J) (\$)	
		Item Quantity	Units	Unit Price (\$)	Value of Bid Item (C X E) (\$)	Estimated Quantity Incorporated in the Work	Value of Work Completed to Date (E X G) (\$)					
Change Orders												
					-		-		-		-	
					-		-		-		-	
					-		-		-		-	
					-		-		-		-	
					-		-		-		-	
					-		-		-		-	
					-		-		-		-	
					-		-		-		-	
					-		-		-		-	
					-		-		-		-	
					-		-		-		-	
					-		-		-		-	
					-		-		-		-	
					-		-		-		-	
					-		-		-		-	
					-		-		-		-	
					-		-		-		-	
					-		-		-		-	
					-		-		-		-	
					-		-		-		-	
					-		-		-		-	
					-		-		-		-	
Change Order Totals					\$	-	\$	-	\$	-	\$	-
Original Contract and Change Orders												
Project Totals					\$	10,978,850.00	\$	476,190.00	\$	-	\$	476,190.00 4% \$ 10,502,660.00



Season's Greetings from Inframark!

At this special time of year, we are especially grateful for the privilege of serving you and your community. We value our partnership and look forward to our continued collaboration, making a positive impact together.

Warmest wishes for a safe and joy-filled holiday season – and all the best in 2024!



Travis County W.C.I.D. Point Venture General Manager Reports for the Month of November 2023

Board Meeting: December 14, 2023

Reviewed By: Dodie Erickson

Date: 12.11.23

POINT VENTURE EXECUTIVE SUMMARY
December 14, 2023 Meeting

Previous Meeting Action Item Status

Item	Location	Description	Status
Blowers	WWTP	Blower taken to ACFM on 8/11 for repair.	Emailed ACFM on 12/05 & 12/11 for status
Turbidimeters	WTP	Turbidimeters installed in Plant A	Install completed 11/29
Pressure Logger	Townhomes	Install a pressure logger	Installed 11/17
Fire Hydrant	606 Deckhouse	Replacement	Installed 12/07
Transducer	WTP	The transducer replaced-Clearwell #2	Installed 11/29
Plant A	WTP	Rotork Valve Actuator	On Order
Repair Clamps	Raw Water Hose	2 - 12 inch repair clamps	Received 12/04
Flange Kits for new hose	Raw Water Hose	Gaskets/Bolts	Ordered 11/27 from Core & Main

New Item Updates

Item	Location	Description	Status
Trident	WTP	Clean and repair	Discuss options
Solenoid	Plant A	Flow Control Module for Plant A – needs to be on the Scada	Requested quote

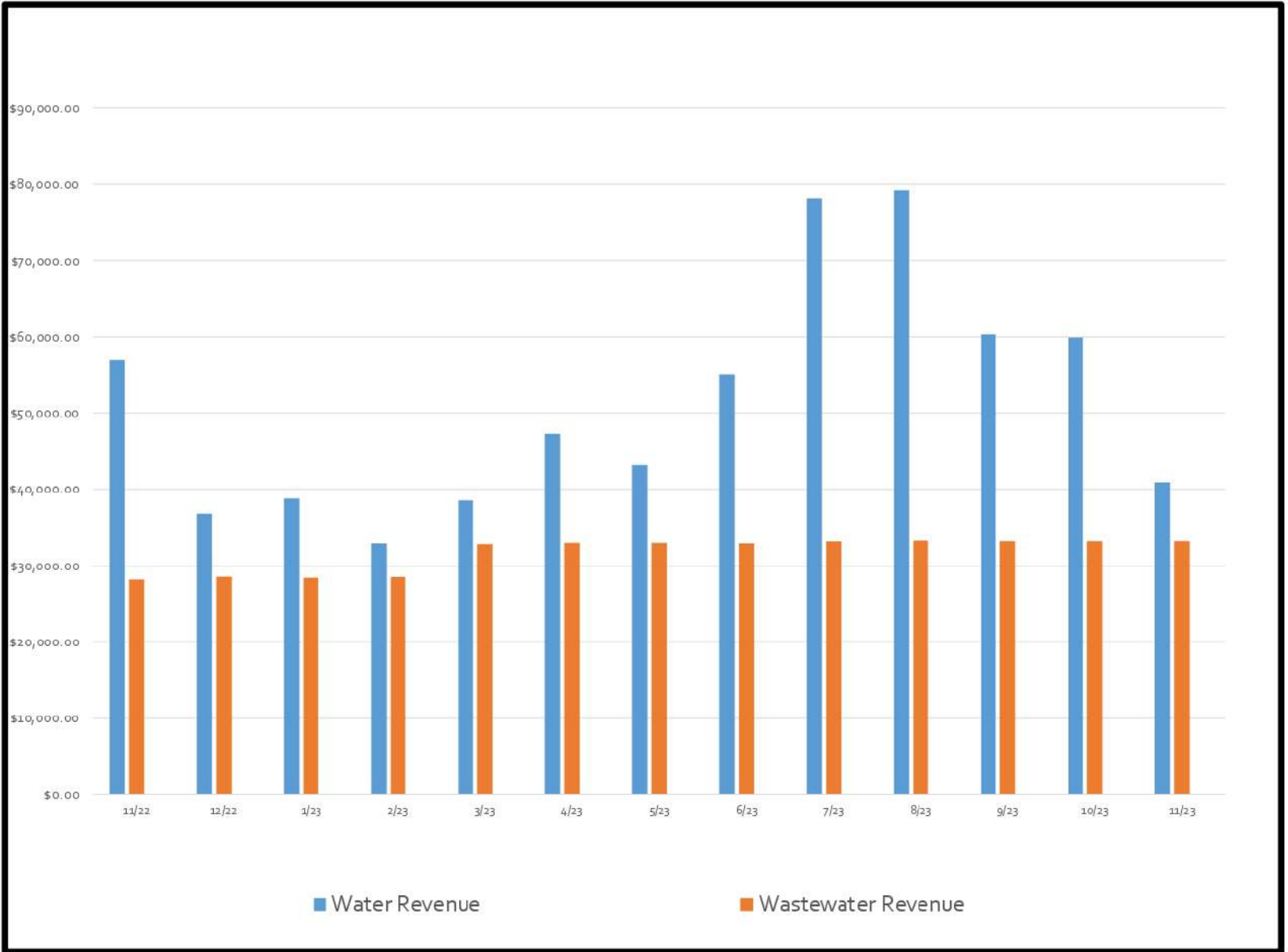
Per TNT: The updated changes and current programs have been saved to SCADA computer and are accessible for your use.



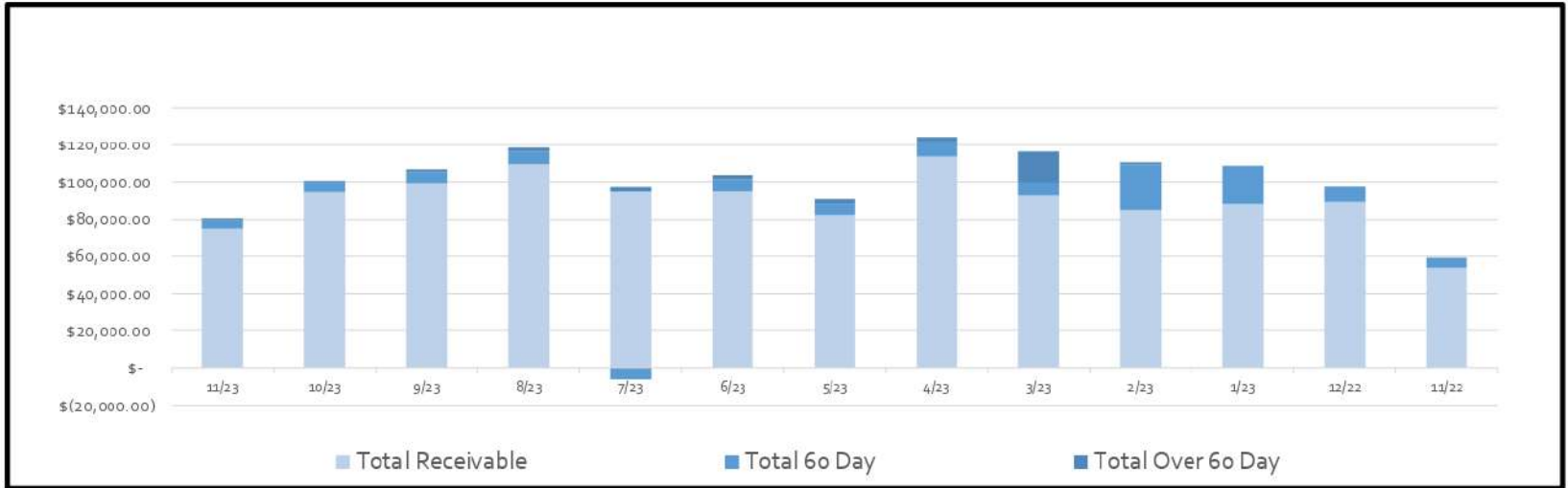
Billing Summary

Description	
	Nov-23
Residential	928
Commercial	39
Tracking - District Meters	12
Total Number of Accounts <u>Billed</u>	979
Residential	3,369,000
Commercial	457,000
Tracking - District Meters	785,000
Total Gallons <u>Consumed</u>	4,611,000
Residential	3,630
Commercial	11,718
Tracking	65,417
Avg Water Use for Accounts Billed	4,710
Total Billed	\$ 90,698
Total Aged Receivables	\$ 4,634
Total Receivables	\$ 86,064

12 Billing Month History Revenue by Category



12 Month Accounts Receivable and Collections Report



Date	Total Receivable	Total 60 Day	Total Over 60 Day
11/23	\$ 75,223.98	\$ 4,377.93	\$ 1,085.16
10/23	\$ 94,727.67	\$ 4,836.30	\$ 986.43
9/23	\$ 99,272.96	\$ 6,162.04	\$ 1,323.28
8/23	\$ 109,541.35	\$ 6,609.49	\$ 2,322.48
7/23	\$ 95,031.29	\$ (6,099.88)	\$ 2,381.90
6/23	\$ 95,031.29	\$ 6,234.89	\$ 2,351.03
5/23	\$ 82,362.00	\$ 6,054.63	\$ 2,662.58
4/23	\$ 113,524.60	\$ 8,401.46	\$ 2,475.06
3/23	\$ 92,918.21	\$ 6,792.64	\$ 16,690.78
2/23	\$ 84,979.42	\$ 24,246.11	\$ 1,272.29
1/23	\$ 88,334.86	\$ 20,161.49	\$ 196.42
12/22	\$ 89,375.96	\$ 8,197.39	\$ 189.29
11/22	\$ 53,677.96	\$ 5,294.26	\$ 517.24

Board Consideration to Write Off	5
Board Consideration Collections	N/A
Delinquent Letter Mailed	46
Delinquent Tags Hung	27
Disconnects for Non Payment	2
Reconnected by	?



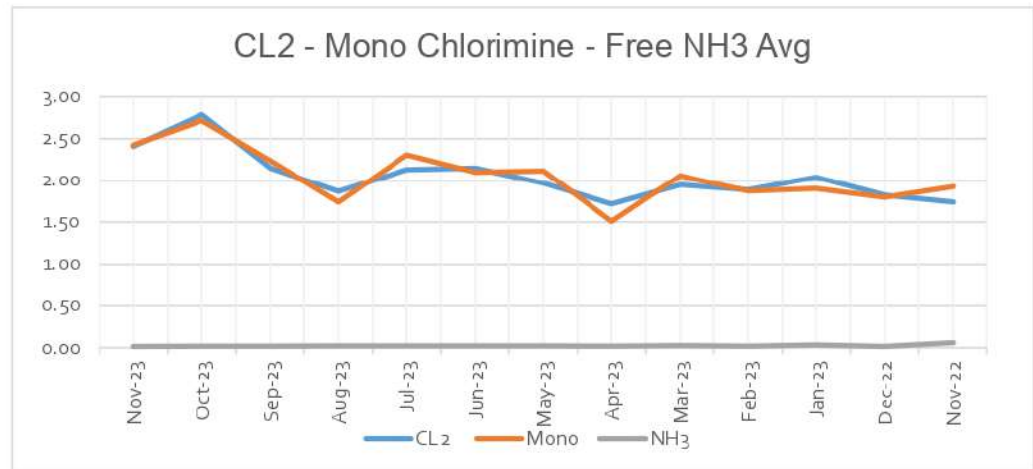
Water Production and Quality

Water Quality Monitoring

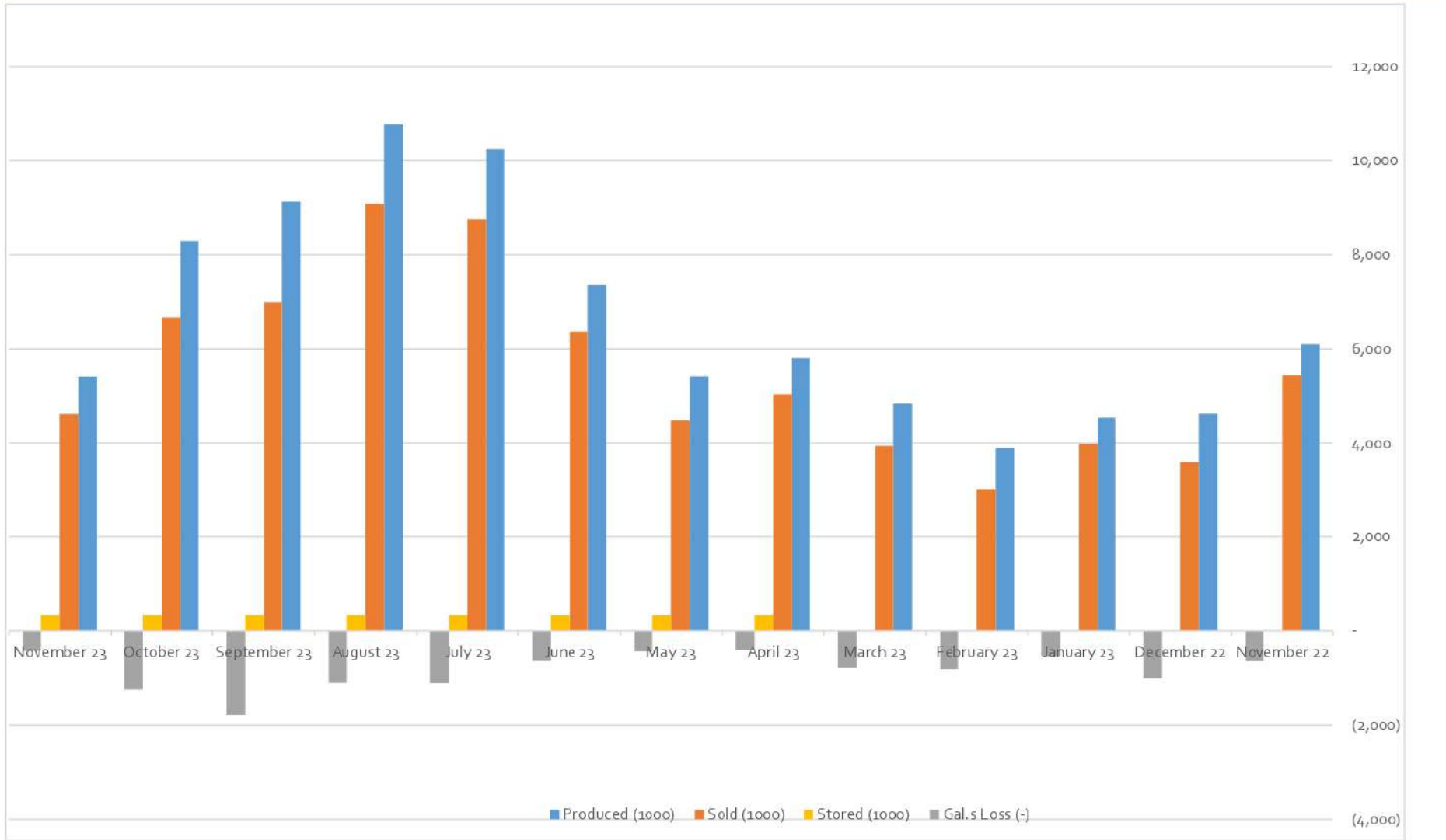
Current Annual CL2 Avg

2.05

Requirements	Min .50		
Date	CL2	Mono	NH3
Nov-23	2.41	2.43	0.02
Oct-23	2.79	2.72	0.02
Sep-23	2.15	2.23	0.02
Aug-23	1.87	1.74	0.02
Jul-23	2.13	2.31	0.02
Jun-23	2.15	2.10	0.02
May-23	1.96	2.11	0.02
Apr-23	1.72	1.51	0.02
Mar-23	1.95	2.06	0.03
Feb-23	1.89	1.87	0.02
Jan-23	2.04	1.90	0.04
Dec-22	1.82	1.80	0.02
Nov-22	1.74	1.93	0.06



Water Accountability Report

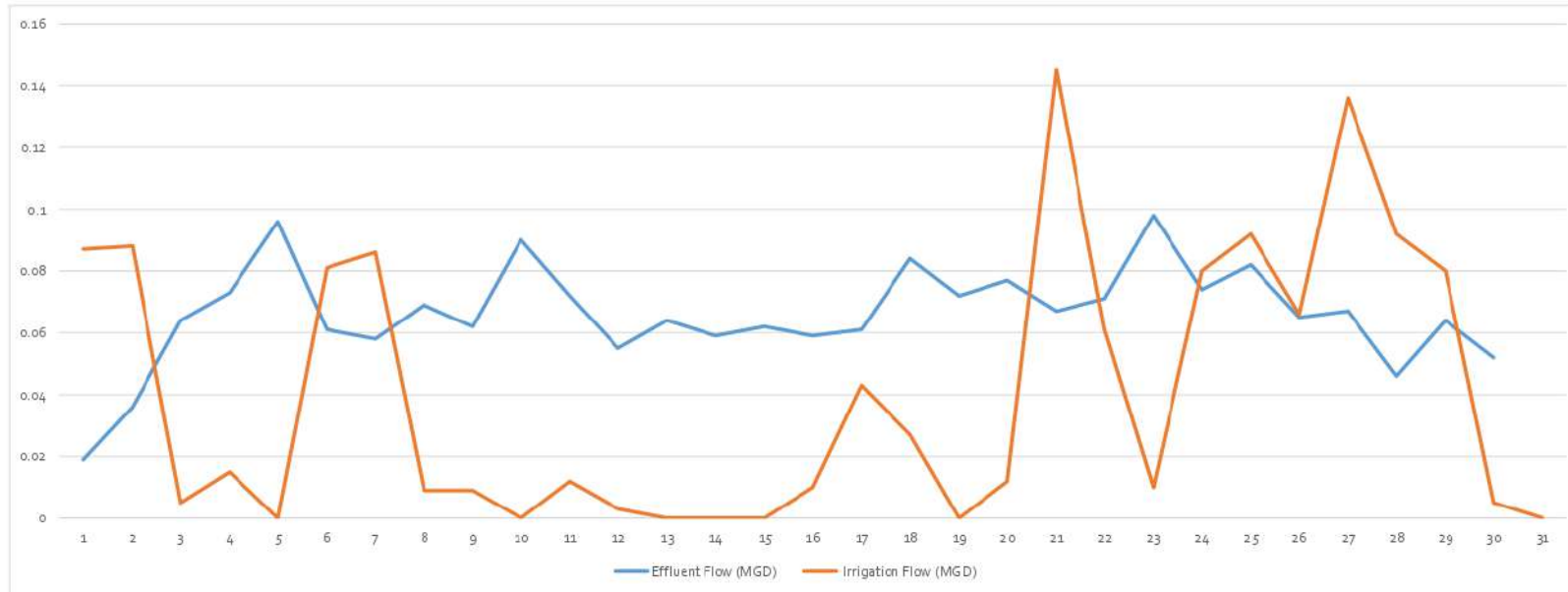


Month	Read Date	Connection Total	Produced (1000)	Sold (1000)	Stored (1000)	Flushing	Gal.s Loss (-)	Accounted For %
November 23	11/20/2023	979	5,397	4,611	330	40	(416)	92.3%
October 23	10/23/2023	978	8,284	6,661	330	40	(1,253)	84.9%
September 23	9/20/2023	978	9,132	6,976	330	40	(1,786)	80.4%
August 23	8/21/2023	979	10,776	9,093	330	240	(1,113)	89.7%
July 23	7/20/2023	979	10,246	8,761	330	40	(1,115)	89.1%
June 23	6/20/2023	978	7,363	6,366	325	40	(632)	91.4%
May 23	5/18/2023	970	5,406	4,475	325	180	(426)	92.1%
April 23	4/20/2023	970	5,805	5,022	330	47.5	(406)	93.0%
March 23	3/20/2023	971	4,828	3,940		105	(783)	83.8%
February 23	2/20/2023	972	3,898	3,014		82	(802)	79.4%
January 23	1/19/2023	970	4,533	3,981		18	(534)	88.2%
December 22	12/21/2022	970	4,615	3,577		20	(1,018)	77.9%
November 22	11/21/2022	971	6,100	5,446		16	(638)	89.5%



Wastewater Production and Quality

Wastewater Flows for November



Wastewater Treatment Permit Summary - November

		PERMIT	ACTUAL	COMPLIANT	PERCENT
Avg. Treated Flow	MGD	0.1	0.066	Yes	66.0%
Avg. Irrigation Flow	MGD	0.1	0.040	Yes	40.5%
Avg. BOD	mg/L	10.0	0.0	Yes	
E. coli	mpn/100 ml.	126.0	34.6	Yes	
Avg. TSS	mg/L	15.0	5.3	Yes	
MIN. PH	STD UNITS	6.0	7.4	Yes	
MAX. PH	STD UNITS	9.0	7.7	Yes	

Point Venture Wastewater Flow Historical

16

Date	Connections	Total Flows	Average Daily Flows	WWTP Capacity %	Effluent Cap
Nov-23	981	1,980,000	66,000	66%	1,250,000
Oct-23	980	1,890,000	61,000	61%	2,430,000
Sep-23	980	1,940,000	65,000	65%	3,570,000
Aug-23	980	1,850,000	60,000	60%	5,660,000
Jul-23	981	1,970,000	60,000	64%	5,680,000
Jun-23	980	1,790,000	60,000	60%	4,550,000
May-23	979	1,760,000	57,000	57%	2,510,000
Apr-23	970	1,780,000	59,000	59%	1,690,000
Mar-23	971	1,700,000	55,000	55%	1,680,000
Feb-23	972	1,500,000	54,000	54%	1,220,000
Jan-23	970	1,760,000	57,000	67%	2,360,000
2023 Totals		12,260,000	57,429	59%	19,690,000
Dec-22	970	2,080,000	67,000	67%	3,160,000
Nov-22	971	2,181,000	72,700	73%	2,370,000
Oct-22	971	2,550,000	82,000	82%	3,450,000
Sep-22	965	3,080,000	99,000	99%	3,450,000
Aug-22	958	3,080,000	99,000	99%	3,590,000
Jul-22	954	2,920,000	94,000	94%	4,730,000
Jun-22	957	2,540,000	85,000	85%	4,770,000
May-22	950	2,580,000	83,000	83%	1,579,000
Apr-22	950	2,440,000	81,000	81%	1,579,000
Mar-22	946	2,508,000	81,000	81%	3,406,000
Feb-22	944	2,169,000	77,000	77%	1,578,000
Jan-22	942	2,271,000	76,000	76%	2,651,000
2022 TOTALS		30,399,000	83,058	83%	36,313,000
Dec-21	940	2,326,000	75,000	75%	2,957,000
Nov-21	931	2,478,000	77,000	77%	1,247,000
Oct-21	940	2,622,000	85,000	85%	2,135,000

SURFACE WATER MONTHLY OPERATING REPORT

FOR PUBLIC WATER SYSTEMS THAT ARE USING SURFACE WATER SOURCES
OR GROUND WATER SOURCES UNDER THE INFLUENCE OF SURFACE WATER

Summary Page

16

PUBLIC WATER

SYSTEM NAME: Travis County W.C.I.D Point Venture

PLANT NAME

OR NUMBER: Point Venture Water Treatment Plant A

I certify that I am familiar with the information contained in this report and that, to the best of my knowledge, the information is true, complete, and accurate.

PWS ID No.: 2270038

Plant ID No.: 15101

Operator's Signature: _____

Report for the Month of: November 2023

Certificate No. & Grade: WO0052621, A

Date: December 5, 2023

TREATMENT PLANT PERFORMANCE

Total number of turbidity readings: _____	Number of 4-hour periods when plant was off-line: _____	180
Number of readings above 0.10 NTU: _____	Number of 4-hour periods when plant was on-line but turbidity data was not collected: _____	0
Number of readings above 0.3 NTU: _____	Number of days when plant was on-line but individual filter turbidity data was not collected: _____	0
Number of readings above 0.5 NTU: _____	Number of days with readings above 1.0 NTU: _____	0 (2)
Number of readings above 1.0 NTU: _____	Number of days with readings above 5.0 NTU: _____	0 (3)
Maximum allowable turbidity level: <u>0.3</u>		
Percentage of readings above this limit: <u>NA</u> % (1)		
Number of days with a low CT for no more than 4.0 consecutive hours: _____	Average log inactivation for Giardia: _____	NA
Number of days with a low CT for more than 4.0 consecutive hours: _____	Average log inactivation for viruses: _____	NA
	Number of days when profiling data was not collected: _____	0
	Number of days when CT data was not collected: _____	0
Minimum disinfectant residual required leaving the plant: _____	<u>0.5</u> mg/L, measured as Total Chlorine	
Number of days with a low residual for no more than 4.0 consecutive hours: _____	Minimum pH in the last disinfection zone: _____	NA
Number of days with a low residual for more than 4.0 consecutive hours: _____	Number of days with pH below 7.0 in the last disinfection zone: _____	NA
	Number of days when disinfectant residual leaving the plant was not properly monitored: _____	0

DISTRIBUTION SYSTEM

Minimum disinfectant residual required in distribution system: _____	<u>0.5</u> mg/L, measured as Total Chlorine
Total number of readings this month: _____	<u>64</u> (at least 1 required) (8)
Average disinfectant residual value: _____	<u>3.70</u>
Number of readings with a low residual: _____	Percentage of readings with a low residual this month: _____
Number of readings with no detectable residual: _____	Percentage of readings with a low residual last month: _____
	<u>0.0</u> % (6A)
	<u>0.0</u> % (6B)

ADDITIONAL REPORTS & WORKSHEETS

The Page 1 Addendum (Public Notices) is not required because there were no treatment technique or monitoring/reporting violations reported.

Additional report(s) for individual filter monitoring required: NONE Filter Profile Filter Assessment CPE

Additional report(s) for individual filter monitoring submitted: NONE Filter Profile (9) Filter Assessment (10) CPE (11)

No additional IFE Reports are required this month.

STATISTICAL ANALYSIS OF TURBIDITY DATA

	Settled Water Stastical Summary	Maximum turbidity reading: _____	Average turbidity value: _____
		Minimum turbidity reading: _____	Standard deviation: _____
		95 th percentile value: _____	
	IFE Stastical Summary	Maximum IFE turbidity reading: _____	Average IFE turbidity value: _____
		Minimum IFE turbidity reading: _____	Standard deviation: _____
		95 th percentile IFE value: _____	
	CFE Stastical Summary	Maximum CFE turbidity reading: _____	Average CFE turbidity value: _____
		Minimum CFE turbidity reading: _____	Standard deviation: _____
		95 th percentile CFE value: _____	

STATISTICAL ANALYSIS OF pH DATA

	Last Zone pH Stastical Summary	Maximum pH reading: _____	Average pH value: _____
		Minimum pH reading: _____	Standard deviation: _____
		95 th percentile value: _____	

SURFACE WATER MONTHLY OPERATING REPORT
TEXAS COMMISSION ON ENVIRONMENTAL QUALITY
WATER SUPPLY DIVISION/PUBLIC DRINKING WATER SECTION (MC-155)
P.O. BOX 13087, AUSTIN, TEXAS 78711-3087

SURFACE WATER MONTHLY OPERATING REPORT

FOR PUBLIC WATER SYSTEMS THAT ARE USING SURFACE WATER SOURCES
OR GROUND WATER SOURCES UNDER THE INFLUENCE OF SURFACE WATER (cont.)
Turbidity Data Page

PUBLIC WATER SYSTEM NAME: Travis County W.C.I.D Point Venture

PLANT NAME OR NUMBER: Point Venture Water Treatment Plant A


PWS ID No.: 2270038 Plant ID No.: 15101

Connections: 849

Month: November Year: 2023

Population: 950

PERFORMANCE DATA																		
Date	Raw Water Pumpage (MGD)	Treated Water Pumpage (MGD)	RAW WATER ANALYSES		SETTLED WATER TURBIDITY (Mandatory Data)						FINISHED WATER QUALITY							
			NTU	Alk.	Basin No.						Combined Filter Effluent Turbidity						Lowest Residual	Time ^{min}
					1	2	3	4	5	6	NTU1	NTU2	NTU3	NTU4	NTU5	NTU6		
1	0.000	0.000	X	X	X							X	X	X	X	X	X	X
2	0.000	0.000	X	X	X							X	X	X	X	X	X	X
3	0.000	0.000	X	X	X							X	X	X	X	X	X	X
4	0.000	0.000	X	X	X							X	X	X	X	X	X	X
5	0.000	0.000	X	X	X							X	X	X	X	X	X	X
6	0.000	0.000	X	X	X							X	X	X	X	X	X	X
7	0.000	0.000	X	X	X							X	X	X	X	X	X	X
8	0.000	0.000	X	X	X							X	X	X	X	X	X	X
9	0.000	0.000	X	X	X							X	X	X	X	X	X	X
10	0.000	0.000	X	X	X							X	X	X	X	X	X	X
11	0.000	0.000	X	X	X							X	X	X	X	X	X	X
12	0.000	0.000	X	X	X							X	X	X	X	X	X	X
13	0.000	0.000	X	X	X							X	X	X	X	X	X	X
14	0.000	0.000	X	X	X							X	X	X	X	X	X	X
15	0.000	0.000	X	X	X							X	X	X	X	X	X	X
16	0.000	0.000	X	X	X							X	X	X	X	X	X	X
17	0.000	0.000	X	X	X							X	X	X	X	X	X	X
18	0.000	0.000	X	X	X							X	X	X	X	X	X	X
19	0.000	0.000	X	X	X							X	X	X	X	X	X	X
20	0.000	0.000	X	X	X							X	X	X	X	X	X	X
21	0.000	0.000	X	X	X							X	X	X	X	X	X	X
22	0.000	0.000	X	X	X							X	X	X	X	X	X	X
23	0.000	0.000	X	X	X							X	X	X	X	X	X	X
24	0.000	0.000	X	X	X							X	X	X	X	X	X	X
25	0.000	0.000	X	X	X							X	X	X	X	X	X	X
26	0.000	0.000	X	X	X							X	X	X	X	X	X	X
27	0.000	0.000	X	X	X							X	X	X	X	X	X	X
28	0.000	0.000	X	X	X							X	X	X	X	X	X	X
29	0.000	0.000	X	X	X							X	X	X	X	X	X	X
30	0.000	0.000	X	X	X							X	X	X	X	X	X	X
31																		
Total	0.000	0.000	Max	ND								NOTE: ONLY use the "Time" column to show the length of time that the disinfectant residual entering the distribution system fell below the acceptable level.						
Avg	0.000	0.000	Avg	ND														
Max	0.000	0.000	95th %	ND														
Min	0.000	0.000	Min	ND														
95th percentile based on data from all basins											ND							

SUBMITTED BY:  Certificate No. and Grade: WO0052621, A Date: December 5, 2023

SURFACE WATER MONTHLY OPERATING REPORT
 FOR PUBLIC WATER SYSTEMS THAT ARE USING SURFACE WATER SOURCES
 OR GROUND WATER SOURCES UNDER THE INFLUENCE OF SURFACE WATER (cont.)
 Filter Data Page

16


PUBLIC WATER
 SYSTEM NAME: Travis County W.C.I.D Point Venture
 PWS ID No.: 2270038 Plant ID No.: 15101

PLANT NAME
 OR NUMBER: Point Venture Water Treatment Plant A
 Month: November Year: 2023

PERFORMANCE DATA

Date	INDIVIDUAL FILTER TURBIDITY																			
	Filter No. 1		Filter No. 2		Filter No. 3		Filter No. 4		Filter No. 5		Filter No. 6		Filter No. 7		Filter No. 8		Filter No. 9		Filter No. 10	
	Max	4 Hrs	Max	4 Hrs	Max	4 Hrs	Max	4 Hrs	Max	4 Hrs	Max	4 Hrs	Max	4 Hrs	Max	4 Hrs	Max	4 Hrs	Max	4 Hrs
1	X	X	X	X	X	X	X	X	X	X										
2	X	X	X	X	X	X	X	X	X	X										
3	X	X	X	X	X	X	X	X	X	X										
4	X	X	X	X	X	X	X	X	X	X										
5	X	X	X	X	X	X	X	X	X	X										
6	X	X	X	X	X	X	X	X	X	X										
7	X	X	X	X	X	X	X	X	X	X										
8	X	X	X	X	X	X	X	X	X	X										
9	X	X	X	X	X	X	X	X	X	X										
10	X	X	X	X	X	X	X	X	X	X										
11	X	X	X	X	X	X	X	X	X	X										
12	X	X	X	X	X	X	X	X	X	X										
13	X	X	X	X	X	X	X	X	X	X										
14	X	X	X	X	X	X	X	X	X	X										
15	X	X	X	X	X	X	X	X	X	X										
16	X	X	X	X	X	X	X	X	X	X										
17	X	X	X	X	X	X	X	X	X	X										
18	X	X	X	X	X	X	X	X	X	X										
19	X	X	X	X	X	X	X	X	X	X										
20	X	X	X	X	X	X	X	X	X	X										
21	X	X	X	X	X	X	X	X	X	X										
22	X	X	X	X	X	X	X	X	X	X										
23	X	X	X	X	X	X	X	X	X	X										
24	X	X	X	X	X	X	X	X	X	X										
25	X	X	X	X	X	X	X	X	X	X										
26	X	X	X	X	X	X	X	X	X	X										
27	X	X	X	X	X	X	X	X	X	X										
28	X	X	X	X	X	X	X	X	X	X										
29	X	X	X	X	X	X	X	X	X	X										
30	X	X	X	X	X	X	X	X	X	X										
31																				

SUMMARY & COMPLIANCE ACTIONS	Criteria	Filter No.										Plant									
		1	2	3	4	5	6	7	8	9	10										
	Number of days with event(s) above 0.5 NTU at 4.0 hrs this month																				
	Number of days with event(s) above 1.0 NTU this month	0	0	0	0	0															
	Number of days with event(s) above 1.0 NTU last month	0	0	0	0	0															
	Number of days with event(s) above 1.0 NTU two months ago	0	0	0	0	0															
	Total number of days with event(s) above 1.0 NTU in three months	0	0	0	0	0															
	Number of events above 2.0 NTU this month											0									
	Number of events above 2.0 NTU last month											0									
	Does the filter/plant have an approved Corrective Action Plan?	N	N	N	N	N															N
	Is the plant required to submit a Filter Profile Report?	N	N	N	N	N															
	Is the plant required to submit a Filter Assessment Report?	N	N	N	N	N															
	Is the plant required to submit a Request for Compliance CPE?											N									

SUBMITTED BY:  Certificate No. and Grade: WO0052621, A Date: December 5, 2023

SURFACE WATER MONTHLY OPERATING REPORT

16

FOR PUBLIC WATER SYSTEMS THAT ARE USING SURFACE WATER SOURCES
OR GROUND WATER SOURCES UNDER THE INFLUENCE OF SURFACE WATER (cont.)
Disinfection Data Page

PUBLIC WATER SYSTEM NAME: Travis County W.C.I.D Point Venture
PWS ID No.: 2270038 Plant ID No.: 15101

PLANT NAME OR NUMBER: Point Venture Water Treatment Plant A
Month: November Year: 2023

DISINFECTION PROCESS PARAMETERS									
APPROVED CT STUDY PARAMETERS						PERFORMANCE STANDARDS			
Parameters	Disinfection Zones					Log Inactivations			
	D1	D2	D3	D4	D5	Giardia lamblia Cysts		Viruses	
Flow Rate (MGD)	NA	NA	NA			NA		NA	
T ₁₀ (minutes)	NA	NA	NA			NA		NA	

PERFORMANCE DATA									
DISINFECTION PROCESS DATA									
Date	Disinfectant	C (mg/L)	Flow (MGD)	Temp (°C)	pH	Giardia Log	Virus Log	Inact. Ratio	Time
1	NA D1								
	NA D2								
	NA D3					NA	NA	NA	
	D4								
	D5								
2	NA D1								
	NA D2								
	NA D3					NA	NA	NA	
	D4								
	D5								
3	NA D1								
	NA D2								
	NA D3					NA	NA	NA	
	D4								
	D5								
4	NA D1								
	NA D2								
	NA D3					NA	NA	NA	
	D4								
	D5								
5	NA D1								
	NA D2								
	NA D3					NA	NA	NA	
	D4								
	D5								
6	NA D1								
	NA D2								
	NA D3					NA	NA	NA	
	D4								
	D5								
7	NA D1								
	NA D2								
	NA D3					NA	NA	NA	
	D4								
	D5								
8	NA D1								
	NA D2								
	NA D3					NA	NA	NA	
	D4								
	D5								

PERFORMANCE DATA									
DISINFECTION PROCESS DATA									
Date	Disinfectant	C (mg/L)	Flow (MGD)	Temp (°C)	pH	Giardia Log	Virus Log	Inact. Ratio	Time
9	NA D1								
	NA D2								
	NA D3					NA	NA	NA	
	D4								
	D5								
10	NA D1								
	NA D2								
	NA D3					NA	NA	NA	
	D4								
	D5								
11	NA D1								
	NA D2								
	NA D3					NA	NA	NA	
	D4								
	D5								
12	NA D1								
	NA D2								
	NA D3					NA	NA	NA	
	D4								
	D5								
13	NA D1								
	NA D2								
	NA D3					NA	NA	NA	
	D4								
	D5								
14	NA D1								
	NA D2								
	NA D3					NA	NA	NA	
	D4								
	D5								
15	NA D1								
	NA D2								
	NA D3					NA	NA	NA	
	D4								
	D5								
16	NA D1								
	NA D2								
	NA D3					NA	NA	NA	
	D4								
	D5								

NOTE: = ONLY use the "Time=" column to show the length of time that the total inactivation ratio was less than 1.00.

SUBMITTED BY: 

Certificate No. and Grade: WO0052621, A

Date: December 5, 2023

SURFACE WATER MONTHLY OPERATING REPORT

16

FOR PUBLIC WATER SYSTEMS THAT ARE USING SURFACE WATER SOURCES
OR GROUND WATER SOURCES UNDER THE INFLUENCE OF SURFACE WATER (cont.)
Disinfection Data Page (cont.)

PUBLIC WATER SYSTEM NAME: Travis County W.C.I.D Point Venture
PWS ID No.: 2270038 Plant ID No.: 15101

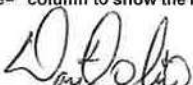
PLANT NAME OR NUMBER: Point Venture Water Treatment Plant A
Month: November Year: 2023

DISINFECTION PROCESS PARAMETERS									
APPROVED CT STUDY PARAMETERS						PERFORMANCE STANDARDS			
Parameters	Disinfection Zones					Log Inactivations			
	D1	D2	D3	D4	D5	Giardia lamblia Cysts		Virus	
Flow Rate (MGD)	NA	NA	NA			NA		NA	
T ₁₀ (minutes)	NA	NA	NA			NA		NA	

PERFORMANCE DATA									
DISINFECTION PROCESS DATA									
Date	Disinfectant	C (mg/L)	Flow (MGD)	Temp (°C)	pH	Giardia Log	Virus Log	Inact. Ratio	Time
17	NA D1								
	NA D2								
	NA D3					NA	NA	NA	
	D4								
	D5								
18	NA D1								
	NA D2								
	NA D3					NA	NA	NA	
	D4								
	D5								
19	NA D1								
	NA D2								
	NA D3					NA	NA	NA	
	D4								
	D5								
20	NA D1								
	NA D2								
	NA D3					NA	NA	NA	
	D4								
	D5								
21	NA D1								
	NA D2								
	NA D3					NA	NA	NA	
	D4								
	D5								
22	NA D1								
	NA D2								
	NA D3					NA	NA	NA	
	D4								
	D5								
23	NA D1								
	NA D2								
	NA D3					NA	NA	NA	
	D4								
	D5								
24	NA D1								
	NA D2								
	NA D3					NA	NA	NA	
	D4								
	D5								

PERFORMANCE DATA									
DISINFECTION PROCESS DATA									
Date	Disinfectant	C (mg/L)	Flow (MGD)	Temp (°C)	pH	Giardia Log	Virus Log	Inact. Ratio	Time
25	NA D1								
	NA D2								
	NA D3					NA	NA	NA	
	D4								
	D5								
26	NA D1								
	NA D2								
	NA D3					NA	NA	NA	
	D4								
	D5								
27	NA D1								
	NA D2								
	NA D3					NA	NA	NA	
	D4								
	D5								
28	NA D1								
	NA D2								
	NA D3					NA	NA	NA	
	D4								
	D5								
29	NA D1								
	NA D2								
	NA D3					NA	NA	NA	
	D4								
	D5								
30	NA D1								
	NA D2								
	NA D3					NA	NA	NA	
	D4								
	D5								
31	D1								
	D2								
	D3								
	D4								
	D5								
		Max				NA	NA	NA	
		Min				NA	NA	NA	
		Avg				NA	NA	NA	
		SD				NA	NA	NA	

NOTE: = ONLY use the "Time=" column to show the length of time that the total inactivation ratio was less than 1.00.

SUBMITTED BY: 

Certificate No. and Grade: WO0052621, A

Date: December 5, 2023

MONTHLY TOTAL ORGANIC CARBON REMOVAL REPORT (TOCMOR)
FOR SURFACE WATER OR GROUND WATER UNDER THE INFLUENCE OF SURFACE WATER SYSTEMS

16

PUBLIC WATER SYSTEM NAME: Travis County W.C.I.D Point Venture
PWS ID No.: 2270038

PLANT NAME OR NUMBER: Point Venture Water Treatment Plant A
Month: November Year: 2023

Plant ID No.: 15101

Type of treatment: Conventional

Unconventional explain:

Note: Systems are required to run one TOC Sample Set every month. Additional space is provided for those systems that do additional sampling


Test No.	Test Date	Monthly TOC Sample Set			Actual % TOC Removed	Step 1 Required Removal %	Step 1 Removal Ratio	Optional data		INDIVIDUAL SAMPLE COMPLIANCE REMOVAL RATIO
		Raw Alkalinity	Raw TOC	Treated TOC				Step 2 Required % Removal	Step 2 Removal Ratio	
		Enter the Sample Set results						<i>calculated</i>	<i>calculated from matrix</i>	
1	OL									
2										
3										
4										
5										
6										
7										
8										
9										
10										
11										
12										
13										
14										
15										
16										
17										
18										
19										
20										
21										
22										
23										
24										
25										
26										
27										
28										
29										
30										
31										
Avg		ND	ND	ND	ND					
Max		ND	ND	ND	ND					
Min		ND	ND	ND	ND					

TOTAL ORGANIC CARBON (TOC) REMOVAL SUMMARY

TOC Summary					Monthly Compliance Ratio
Raw Water Alkalinity	Raw Water TOC	Treated Water TOC	TOC % Removal	ACC # used	
Off-line	Off-line	Off-line	Off-line		Off-line

I certify that I am familiar with the information contained in this report and that, to the best of my knowledge, the information is true, complete, and accurate.

Operator's Signature: _____



Certificate No. and Grade: WO0052621, A

Date: December 5, 2023

Submit the report by the 10th of the month following the reporting period to:

TEXAS COMMISSION ON ENVIRONMENTAL QUALITY
WATER SUPPLY DIVISION/PUBLIC DRINKING WATER SECTION (MC-155)
P.O. BOX 13087, AUSTIN, TEXAS 78711-3087

TOC ALTERNATIVE COMPLIANCE CRITERIA REPORT
FOR SURFACE WATER OR GROUND WATER UNDER THE INFLUENCE OF SURFACE WATER SYSTEMS

PUBLIC WATER SYSTEM NAME: Travis County W.C.I.D Point Venture
PWS ID No.: 2270038 Plant ID No.: 15101

PLANT NAME OR NUMBER: Point Venture Water Treatment Plant A
Month: November Year: 2023

This Alternative Compliance Criteria (ACC) Report is being submitted to request the following ACC: (check one)
(Before you can begin entering data, you must put an "X" in the box that shows the number of the Alternative Compliance Criteria you are applying for.)

#1 #2 #3 #4 #5 #6 #7 #8

ACC #1

ACC #2

ACC #3

ACC #4


ACC #5

ACC #6 Treated water SUVA less than or equal to 2.0 L/mg-m?
(either based on most recent month's data OR calculated quarterly as a running annual average)
(Treated water SUVA is the ultraviolet light absorption at 254 nanometers divided by the dissolved organic carbon concentration in the finished water before any disinfection of any kind, or measured using a finished water SUVA jar test. Measure monthly.)
Treated water SUVA measured: In Plant
 By Finished Water SUVA Jar Test
Current Month SUVA: 0.00

ACC #7

ACC #8

I certify that I am familiar with the information contained in this report and that, to the best of my knowledge, the information is true, complete, and accurate.

Operator's Signature: 

Certificate No. and Grade: WO0052621, A

Date: December 5, 2023

STEP 2 JAR TEST REPORT

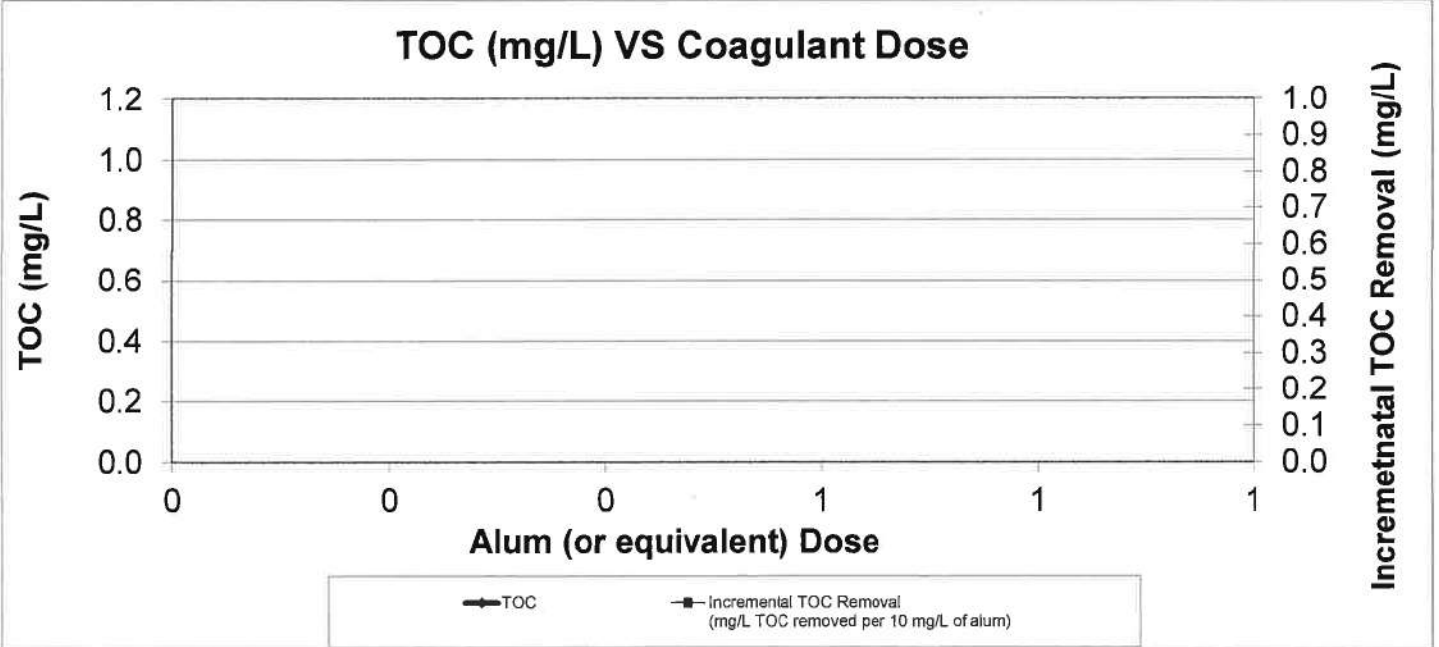
FOR SURFACE WATER OR GROUND WATER UNDER THE INFLUENCE OF SURFACE WATER SYSTEMS

PUBLIC WATER SYSTEM NAME: Travis County W.C.I.D Point Venture PLANT NAME OR NUMBER: Point Venture Water Treatment Plant A
 PWS ID No.: 2270038 Plant ID No.: 15101 DATE OF JAR TEST: _____

PLANT CONDITIONS								
RAW WATER SOURCE(s)	COAGULANT		COAGULANT AID		FLOC AID		pH ADJUSTMENT	
	Type	Dose (mg/L)	Type	Dose (mg/L)	Type	Dose (mg/L)	Type	Dose (mg/L)

STEP 2 JAR TEST PARAMETERS									
COAGULANT		BASE		JAR SIZE	JAR TEST CONDITIONS				
Type	Stock Solution Concentration (g/L)	Type	Stock Solution Concentration (g/L)	Volume (liters)	Rapid Mix		Flocculation		Settling
					Speed (rpm)	Duration (minutes)	Speed (rpm)	Duration (minutes)	Duration (minutes)

JAR TEST RESULTS									
Jar No.	COAGULANT		BASE		Alkalinity (mg/L as CaCO ₃)	pH	TOC (mg/L)	Incremental TOC Removal (mg/L TOC removed per 10 mg/L of alum)	Cumulative TOC Removal (%)
	Dose (Alum eq.) (mg/L)	Volume (mL)	Dose (mg/L)	Volume (mL)					
RAW									
1					Target pH (based on raw water alkalinity)				
2									
3									
4									
5									
6									
7									
8									
9									
10									
11									
12									
Has the TCEQ approved this source as "Not Amenable" to Treatment even though Target pH was not reached? If "yes", provide the date of the TCEQ letter or e-mail.					TOC, % Removal at Apparent PODR:				



I certify that I am familiar with the information contained in this report and that, to the best of my knowledge, the information is true, complete, and accurate.

Operator's Signature: *[Signature]*

Certificate No. and Grade: WO0052621, A

SURFACE WATER MONTHLY OPERATING REPORT

FOR PUBLIC WATER SYSTEMS THAT ARE USING SURFACE WATER SOURCES
OR GROUND WATER SOURCES UNDER THE INFLUENCE OF SURFACE WATER

Summary Page

16

PUBLIC WATER SYSTEM NAME: Travis County W.C.I.D Point Venture

PLANT NAME OR NUMBER: Point Venture Water Treatment Plant B

I certify that I am familiar with the information contained in this report and that, to the best of my knowledge, the information is true, complete, and accurate.

PWS ID No.: 2270038
Plant ID No.: 411897

Operator's Signature: *Daniel O. Lewis*

Report for the Month of: November 2023

Certificate No. & Grade: WO0052621, A

Date: December 5, 2023

TREATMENT PLANT PERFORMANCE

Total number of turbidity readings:	180	Number of 4-hour periods when plant was off-line:	0
Number of readings above 0.10 NTU:	37	Number of 4-hour periods when plant was on-line but turbidity data was not collected:	0
Number of readings above 0.3 NTU:	0	Number of days when plant was on-line but individual filter turbidity data was not collected:	0
Number of readings above 0.5 NTU:	0	Number of days with readings above 1.0 NTU:	0 (2)
Number of readings above 1.0 NTU:	0	Number of days with readings above 5.0 NTU:	0 (3)
Maximum allowable turbidity level:	0.3		
Percentage of readings above this limit:	0.0 % (1)		
Number of days with a low CT for no more than 4.0 consecutive hours:	0	Average log inactivation for Giardia:	3.63
Number of days with a low CT for more than 4.0 consecutive hours:	0 (4)	Average log inactivation for viruses:	58.77
		Number of days when profiling data was not collected:	0
		Number of days when CT data was not collected:	0
Minimum disinfectant residual required leaving the plant:	0.5 mg/L, measured as Total Chlorine		
Number of days with a low residual for no more than 4.0 consecutive hours:	0	Minimum pH in the last disinfection zone:	7.00
Number of days with a low residual for more than 4.0 consecutive hours:	0 (5)	Number of days with pH below 7.0 in the last disinfection zone:	0.00
		Number of days when disinfectant residual leaving the plant was not properly monitored:	0

DISTRIBUTION SYSTEM

Minimum disinfectant residual required in distribution system:	0.5 mg/L, measured as Total Chlorine		
Total number of readings this month:	64	(at least 30 required) (8)	
Average disinfectant residual value:	3.70	Percentage of readings with a low residual this month:	0.0 % (6A)
Number of readings with a low residual:	0		
Number of readings with no detectable residual:	0	Percentage of readings with a low residual last month:	0.0 % (6B)

ADDITIONAL REPORTS & WORKSHEETS

The Page 1 Addendum (Public Notices) is not required because there were no treatment technique or monitoring/reporting violations reported.

Additional report(s) for individual filter monitoring required: NONE Filter Profile Filter Assessment CPE
 Additional report(s) for individual filter monitoring submitted: NONE Filter Profile (9) Filter Assessment (10) CPE (11)
 No additional IFE Reports are required this month.

STATISTICAL ANALYSIS OF TURBIDITY DATA

Category	Maximum reading	Minimum reading	95 th percentile	Average value	Standard deviation
Settled Water Stastical Summary	0.11 NTU	0.08 NTU	0.10 NTU	0.09 NTU	0.009 NTU
IFE Stastical Summary	0.11 NTU	0.08 NTU	0.10 NTU	0.09 NTU	0.009 NTU
CFE Stastical Summary	0.14 NTU	0.08 NTU	0.11 NTU	0.09 NTU	0.012 NTU

STATISTICAL ANALYSIS OF pH DATA

Category	Maximum reading	Minimum reading	95 th percentile	Average value	Standard deviation
Last Zone pH Stastical Summary	8.08 pH	7.00 pH	7.73 pH	7.34 pH	0.237 pH

SURFACE WATER MONTHLY OPERATING REPORT
 TEXAS COMMISSION ON ENVIRONMENTAL QUALITY
 WATER SUPPLY DIVISION/PUBLIC DRINKING WATER SECTION (MC-155)
 P.O. BOX 13087, AUSTIN, TEXAS 78711-3087

SURFACE WATER MONTHLY OPERATING REPORT

FOR PUBLIC WATER SYSTEMS THAT ARE USING SURFACE WATER SOURCES
OR GROUND WATER SOURCES UNDER THE INFLUENCE OF SURFACE WATER (cont.)
Turbidity Data Page

PUBLIC WATER SYSTEM NAME: Travis County W.C.I.D Point Venture

PLANT NAME OR NUMBER: Point Venture Water Treatment Plant B

PWS ID No.: 2270038 **Plant ID No.:** 411897

Connections: 849

Month: November **Year:** 2023

Population: 950

PERFORMANCE DATA																			
Date	Raw Water Pumpage (MGD)	Treated Water Pumpage (MGD)	RAW WATER ANALYSES		SETTLED WATER TURBIDITY (Mandatory Data)						FINISHED WATER QUALITY								
			NTU	Alk.	Basin No.						Combined Filter Effluent Turbidity						Lowest Residual	Time ^h	
					1	2	3	4	5	6	NTU1	NTU2	NTU3	NTU4	NTU5	NTU6			
1	0.209	0.209	7	152	0.1							0.11	0.11	0.11	0.11	0.11	0.11	2.2	
2	0.192	0.200	10	133	0.1							0.11	0.11	0.10	0.10	0.11	0.10	2.5	
3	0.193	0.180	8	141	0.1							0.10	0.10	0.10	0.10	0.10	0.10	2.2	
4	0.199	0.198	8	140	0.1							0.10	0.10	0.10	0.10	0.10	0.10	1.9	
5	0.242	0.244	8	142	0.1							0.10	0.10	0.10	0.10	0.10	0.10	2.5	
6	0.199	0.198	11	127	0.1							0.10	0.10	0.10	0.10	0.10	0.11	2.2	
7	0.171	0.202	8	140	0.1							0.09	0.10	0.09	0.10	0.09	0.09	2.7	
8	0.181	0.197	5	135	0.1							0.09	0.09	0.09	0.09	0.09	0.09	2.7	
9	0.171	0.196	6	138	0.1							0.11	0.13	0.11	0.12	0.12	0.10	2.5	
10	0.188	0.195	5	136	0.1							0.11	0.09	0.10	0.09	0.10	0.09	2.6	
11	0.170	0.159	6	138	0.1							0.09	0.09	0.09	0.09	0.09	0.09	2.0	
12	0.182	0.197	7	140	0.1							0.10	0.10	0.08	0.09	0.09	0.09	2.0	
13	0.120	0.102	7	141	0.1							0.10	0.10	0.11	0.11	0.11	0.11	2.0	
14	0.183	0.155	6	138	0.1							0.11	0.11	0.11	0.11	0.11	0.11	2.1	
15	0.196	0.204	6	138	0.1							0.11	0.11	0.11	0.11	0.11	0.11	1.8	
16	0.178	0.178	6	137	0.1							0.11	0.11	0.11	0.11	0.10	0.10	2.5	
17	0.225	0.234	7	133	0.1							0.08	0.09	0.08	0.08	0.08	0.08	2.0	
18	0.175	0.189	6	136	0.1							0.08	0.09	0.09	0.08	0.09	0.09	2.1	
19	0.227	0.231	6	134	0.1							0.08	0.08	0.08	0.08	0.08	0.08	2.2	
20	0.165	0.174	4	126	0.1							0.08	0.08	0.08	0.09	0.09	0.09	2.5	
21	0.173	0.178	4	128	0.1							0.09	0.09	0.08	0.09	0.08	0.08	2.2	
22	0.226	0.237	7	127	0.1							0.09	0.09	0.09	0.09	0.08	0.08	2.3	
23	0.175	0.180	5	124	0.1							0.08	0.08	0.09	0.09	0.09	0.08	2.0	
24	0.185	0.193	5	128	0.1							0.09	0.08	0.08	0.14	0.09	0.09	2.0	
25	0.163	0.180	6	128	0.1							0.09	0.09	0.08	0.09	0.09	0.08	2.0	
26	0.180	0.179	6	134	0.1							0.10	0.09	0.09	0.09	0.09	0.08	2.0	
27	0.207	0.213	6	132	0.1							0.10	0.10	0.10	0.10	0.09	0.09	2.1	
28	0.187	0.206	7	129	0.1							0.08	0.08	0.08	0.08	0.08	0.08	2.0	
29	0.210	0.218	7	133	0.1							0.08	0.08	0.08	0.08	0.08	0.08	2.1	
30	0.170	0.171	6	128	0.1							0.08	0.08	0.08	0.08	0.08	0.08	2.0	
31																			
Total	5.642	5.797			0.1														
Avg	0.188	0.193			0.1														
Max	0.242	0.244			0.1														
Min	0.120	0.102			0.1														
												95th percentile based on data from all basins						0.1	

NOTE: ONLY use the "Time" column to show the length of time that the disinfectant residual entering the distribution system fell below the acceptable level.

SUBMITTED BY: **Certificate No. and Grade:** WO0052621, A **Date:** December 5, 2023

SURFACE WATER MONTHLY OPERATING REPORT
 FOR PUBLIC WATER SYSTEMS THAT ARE USING SURFACE WATER SOURCES
 OR GROUND WATER SOURCES UNDER THE INFLUENCE OF SURFACE WATER (cont.)
 Filter Data Page


16

PUBLIC WATER
 SYSTEM NAME: Travis County W.C.I.D Point Venture
 PWS ID No.: 2270038 Plant ID No.: 411897

PLANT NAME
 OR NUMBER: Point Venture Water Treatment Plant B
 Month: November Year: 2023

PERFORMANCE DATA																					
Date	INDIVIDUAL FILTER TURBIDITY																				
	Filter No. 1		Filter No. 2		Filter No. 3		Filter No. 4		Filter No. 5		Filter No. 6		Filter No. 7		Filter No. 8		Filter No. 9		Filter No. 10		
	Max	4 Hrs	Max	4 Hrs	Max	4 Hrs	Max	4 Hrs	Max	4 Hrs	Max	4 Hrs	Max	4 Hrs	Max	4 Hrs	Max	4 Hrs	Max	4 Hrs	
1	0.11																				
2	0.10																				
3	0.10																				
4	0.10																				
5	0.10																				
6	0.11																				
7	0.10																				
8	0.10																				
9	0.09																				
10	0.09																				
11	0.09																				
12	0.10																				
13	0.09																				
14	0.09																				
15	0.09																				
16	0.08																				
17	0.08																				
18	0.08																				
19	0.08																				
20	0.08																				
21	0.09																				
22	0.08																				
23	0.09																				
24	0.09																				
25	0.09																				
26	0.08																				
27	0.08																				
28	0.08																				
29	0.08																				
30	0.08																				
31																					

SUMMARY & COMPLIANCE ACTIONS	Criteria	Filter No.										Plant										
		1	2	3	4	5	6	7	8	9	10											
	Number of days with event(s) above 0.5 NTU at 4.0 hrs this month																					
	Number of days with event(s) above 1.0 NTU this month	0																				
	Number of days with event(s) above 1.0 NTU last month	0																				
	Number of days with event(s) above 1.0 NTU two months ago	0																				
	Total number of days with event(s) above 1.0 NTU in three months	0																				
	Number of events above 2.0 NTU this month											0										
	Number of events above 2.0 NTU last month											0										
	Does the filter/plant have an approved Corrective Action Plan?	N																				N
	Is the plant required to submit a Filter Profile Report?	N																				
	Is the plant required to submit a Filter Assessment Report?	N																				
	Is the plant required to submit a Request for Compliance CPE?											N										

SUBMITTED BY:  Certificate No. WO0052621, A and Grade: WO0052621, A Date: December 5, 2023

SURFACE WATER MONTHLY OPERATING REPORT

16

FOR PUBLIC WATER SYSTEMS THAT ARE USING SURFACE WATER SOURCES
OR GROUND WATER SOURCES UNDER THE INFLUENCE OF SURFACE WATER (cont.)
Disinfection Data Page

PUBLIC WATER SYSTEM NAME: Travis County W.C.I.D Point Venture
PWS ID No.: 2270038 **Plant ID No.:** 411897

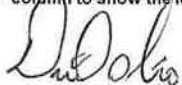
PLANT NAME OR NUMBER: Point Venture Water Treatment Plant B
Month: November **Year:** 2023

DISINFECTION PROCESS PARAMETERS									
APPROVED CT STUDY PARAMETERS						PERFORMANCE STANDARDS			
Parameters	Disinfection Zones					Log Inactivations			
	D1	D2	D3	D4	D5	Giardia lamblia Cysts		Viruses	
Flow Rate (MGD)	0.504	0.504	1.008			0.5		2.0	
T ₁₀ (minutes)	4.8	4.1	86.6						

PERFORMANCE DATA									
DISINFECTION PROCESS DATA									
Date	Disinfectant	C (mg/L)	Flow (MGD)	Temp (°C)	pH	Giardia Log	Virus Log	Inact. Ratio	Time ₁₀
1	FCL D1	3.0	0.394	24.0	7.6				
	FCL D2	3.2	0.394	24.1	7.6				
	CLA D3	3.5	0.394	24.0	7.4	4.50	75.68	9.01	
	D4							(G)	
	D5								
2	FCL D1	3.3	0.394	21.8	7.4				
	FCL D2	3.5	0.394	21.7	7.5				
	CLA D3	4.4	0.394	20.3	7.0	4.33	71.06	8.66	
	D4							(G)	
	D5								
3	FCL D1	3.2	0.394	21.5	7.5				
	FCL D2	3.2	0.394	21.7	7.5				
	CLA D3	3.7	0.394	21.3	7.5	3.95	66.09	7.89	
	D4							(G)	
	D5								
4	FCL D1	2.8	0.392	20.4	7.7				
	FCL D2	3.3	0.392	20.0	7.6				
	CLA D3	3.1	0.392	20.1	7.7	3.14	56.59	6.28	
	D4							(G)	
	D5								
5	FCL D1	3.0	0.394	20.2	7.8				
	FCL D2	3.3	0.394	20.0	7.6				
	CLA D3	3.7	0.394	21.1	7.3	3.66	59.06	7.32	
	D4							(G)	
	D5								
6	FCL D1	3.1	0.394	20.8	7.6				
	FCL D2	3.3	0.394	21.0	7.6				
	CLA D3	3.7	0.394	21.9	7.5	3.90	63.36	7.80	
	D4							(G)	
	D5								
7	FCL D1	3.3	0.394	21.4	7.1				
	FCL D2	3.5	0.394	21.3	7.5				
	CLA D3	4.1	0.394	21.7	7.0	4.44	69.47	8.88	
	D4							(G)	
	D5								
8	FCL D1	3.0	0.394	21.6	7.2				
	FCL D2	3.3	0.394	21.9	7.2				
	CLA D3	3.7	0.394	22.1	7.0	4.29	65.90	8.58	
	D4							(G)	
	D5								

PERFORMANCE DATA									
DISINFECTION PROCESS DATA									
Date	Disinfectant	C (mg/L)	Flow (MGD)	Temp (°C)	pH	Giardia Log	Virus Log	Inact. Ratio	Time ₁₀
9	FCL D1	3.2	0.393	21.4	7.1				
	FCL D2	3.4	0.393	21.1	7.2				
	CLA D3	3.8	0.393	21.4	7.2	4.24	66.77	8.48	
	D4							(G)	
	D5								
10	FCL D1	3.0	0.393	21.0	7.2				
	FCL D2	3.3	0.393	21.0	7.2				
	CLA D3	3.7	0.393	21.0	7.3	4.00	62.59	8.01	
	D4							(G)	
	D5								
11	FCL D1	3.1	0.394	20.9	7.3				
	FCL D2	3.2	0.394	20.8	7.2				
	CLA D3	3.5	0.394	20.8	7.2	3.77	61.61	7.55	
	D4							(G)	
	D5								
12	FCL D1	3.0	0.394	19.4	7.2				
	FCL D2	3.3	0.394	19.6	7.3				
	CLA D3	3.5	0.394	18.9	7.7	3.39	55.77	6.79	
	D4							(G)	
	D5								
13	FCL D1	2.9	0.394	19.0	7.3				
	FCL D2	3.2	0.394	19.2	7.3				
	CLA D3	3.5	0.394	19.0	7.0	3.31	52.83	6.62	
	D4							(G)	
	D5								
14	FCL D1	3.0	0.394	19.9	7.3				
	FCL D2	3.3	0.394	19.9	7.3				
	CLA D3	3.4	0.394	19.6	7.2	3.44	57.31	6.87	
	D4							(G)	
	D5								
15	FCL D1	2.8	0.393	19.7	7.3				
	FCL D2	3.0	0.393	20.0	7.3				
	CLA D3	3.6	0.393	19.9	7.3	3.51	53.54	7.01	
	D4							(G)	
	D5								
16	FCL D1	3.0	0.393	20.2	7.3				
	FCL D2	3.2	0.393	20.2	7.4				
	CLA D3	3.9	0.393	20.2	7.4	3.83	58.72	7.66	
	D4							(G)	
	D5								

NOTE: = ONLY use the "Time₁₀" column to show the length of time that the total inactivation ratio was less than 1.00.

SUBMITTED BY:  **Certificate No. and Grade:** WO0052621, A **Date:** December 5, 2023

SURFACE WATER MONTHLY OPERATING REPORT

16

FOR PUBLIC WATER SYSTEMS THAT ARE USING SURFACE WATER SOURCES
OR GROUND WATER SOURCES UNDER THE INFLUENCE OF SURFACE WATER (cont.)
Disinfection Data Page (cont.)

PUBLIC WATER SYSTEM NAME: Travis County W.C.I.D Point Venture
PWS ID No.: 2270038 Plant ID No.: 411897

PLANT NAME OR NUMBER: Point Venture Water Treatment Plant B
Month: November Year: 2023

DISINFECTION PROCESS PARAMETERS									
APPROVED CT STUDY PARAMETERS						PERFORMANCE STANDARDS			
Parameters	Disinfection Zones					Log Inactivations			
	D1	D2	D3	D4	D5	Giardia lamblia Cysts		Virus	
Flow Rate (MGD)	0.504	0.504	1.008			0.5		2.0	
T ₁₀ (minutes)	4.8	4.1	86.6						

PERFORMANCE DATA									
DISINFECTION PROCESS DATA									
Date	Disinfectant	C (mg/L)	Flow (MGD)	Temp (°C)	pH	Giardia Log	Virus Log	Inact. Ratio	Time
17	FCL D1	2.9	0.394	19.4	7.5				
	FCL D2	3.0	0.394	19.2	7.3				
	CLA D3	3.8	0.394	19.1	7.5	3.44	52.50	6.89	
	D4							(G)	
	D5								
18	FCL D1	3.0	0.392	19.6	7.5				
	FCL D2	3.2	0.392	19.0	7.5				
	CLA D3	3.5	0.392	19.4	7.5	3.32	54.84	6.64	
	D4							(G)	
	D5								
19	FCL D1	3.0	0.394	19.4	7.1				
	FCL D2	3.5	0.394	19.8	8.1				
	CLA D3	3.8	0.394	20.1	8.1	3.61	58.50	7.22	
	D4							(G)	
	D5								
20	FCL D1	3.0	0.394	19.8	7.8				
	FCL D2	3.5	0.394	19.9	7.7				
	CLA D3	4.0	0.394	20.1	7.1	3.66	59.72	7.32	
	D4							(G)	
	D5								
21	FCL D1	3.0	0.393	19.4	7.4				
	FCL D2	3.4	0.393	19.6	7.5				
	CLA D3	3.4	0.393	20.0	7.2	3.38	56.90	6.76	
	D4							(G)	
	D5								
22	FCL D1	3.2	0.393	19.1	7.6				
	FCL D2	3.5	0.393	19.0	7.6				
	CLA D3	4.0	0.393	18.4	7.4	3.48	58.01	6.95	
	D4							(G)	
	D5								
23	FCL D1	3.2	0.394	18.7	7.5				
	FCL D2	3.4	0.394	18.8	7.4				
	CLA D3	3.6	0.394	19.0	7.3	3.34	55.73	6.68	
	D4							(G)	
	D5								
24	FCL D1	2.9	0.394	19.2	7.5				
	FCL D2	3.3	0.394	19.0	7.4				
	CLA D3	3.8	0.394	19.1	7.4	3.43	54.02	6.85	
	D4							(G)	
	D5								

PERFORMANCE DATA									
DISINFECTION PROCESS DATA									
Date	Disinfectant	C (mg/L)	Flow (MGD)	Temp (°C)	pH	Giardia Log	Virus Log	Inact. Ratio	Time
25	FCL D1	3.0	0.394	19.5	7.4				
	FCL D2	3.4	0.394	19.5	7.3				
	CLA D3	3.8	0.394	19.4	7.5	3.58	57.12	7.16	
	D4							(G)	
	D5								
26	FCL D1	3.1	0.394	19.0	7.6				
	FCL D2	3.3	0.393	18.9	7.3				
	CLA D3	3.7	0.393	19.0	7.3	3.39	55.10	6.78	
	D4							(G)	
	D5								
27	FCL D1	3.3	0.394	18.3	7.5				
	FCL D2	3.5	0.394	19.0	7.4				
	CLA D3	3.6	0.394	18.9	7.3	3.34	56.84	6.69	
	D4							(G)	
	D5								
28	FCL D1	3.0	0.394	18.9	7.5				
	FCL D2	3.1	0.394	18.8	7.3				
	CLA D3	3.4	0.394	18.6	7.3	3.14	51.88	6.27	
	D4							(G)	
	D5								
29	FCL D1	3.1	0.394	17.8	7.5				
	FCL D2	3.3	0.394	17.6	7.4				
	CLA D3	3.9	0.394	17.5	7.3	3.21	50.84	6.43	
	D4							(G)	
	D5								
30	FCL D1	2.4	0.394	17.9	7.4				
	FCL D2	3.3	0.394	17.6	7.4				
	CLA D3	3.1	0.394	18.6	7.1	2.81	44.63	5.62	
	D4							(G)	
	D5								
31	D1								
	D2								
	D3								
	D4								
	D5								
		Max				4.50	75.68	9.01	
		Min				2.81	44.63	5.62	
		Avg				3.63	58.77	7.26	
		SD				0.41	6.49	0.83	

NOTE: = ONLY use the "Time=" column to show the length of time that the total inactivation ratio was less than 1.00.

SUBMITTED BY:  Certificate No. and Grade: WO0052621, A Date: December 5, 2023

MONTHLY TOTAL ORGANIC CARBON REMOVAL REPORT (TOCMOR)
FOR SURFACE WATER OR GROUND WATER UNDER THE INFLUENCE OF SURFACE WATER SYSTEMS

16

PUBLIC WATER SYSTEM NAME: Travis County W.C.I.D Point Venture PLANT NAME OR NUMBER: Point Venture Water Treatment Plant B
 PWS ID No.: 2270038 Plant ID No.: 411897 Month: November Year: 2023
 Type of treatment: Conventional Unconventional explain: pretreatment

Note: Systems are required to run one TOC Sample Set every month. Additional space is provided for those systems that do additional sampling

Test No.	Test Date	Monthly TOC Sample Set			Actual % TOC Removed	Step 1 Required Removal %	Step 1 Removal Ratio	Optional data		INDIVIDUAL SAMPLE COMPLIANCE REMOVAL RATIO
		Raw Alkalinity	Raw TOC	Treated TOC				Step 2 Required % Removal	Step 2 Removal Ratio	
		Enter the Sample Set results						<i>calculated</i>	<i>calculated from matrix</i>	
1	11/8	135	4.23	3.86	8.7	NA	NA	NA	NA	
2										
3										
4										
5										
6										
7										
8										
9										
10										
11										
12										
13										
14										
15										
16										
17										
18										
19										
20										
21										
22										
23										
24										
25										
26										
27										
28										
29										
30										
31										
Avg		135.00	4.23	3.86	8.75		NA		NA	
Max		135.00	4.23	3.86	8.75		NA		NA	
Min		135.00	4.23	3.86	8.75		NA		NA	

TOTAL ORGANIC CARBON (TOC) REMOVAL SUMMARY

TOC Summary					Monthly Compliance Ratio
Raw Water Alkalinity	Raw Water TOC	Treated Water TOC	TOC % Removal	ACC # used	
135	4.23	3.86	8.7	NA	NA

I certify that I am familiar with the information contained in this report and that, to the best of my knowledge, the information is true, complete, and accurate.
 Operator's Signature: *D. O. [Signature]* Certificate No. and Grade: WC0052621, A Date: December 5, 2023

Submit the report by the 10th of the month following the reporting period to:
 TEXAS COMMISSION ON ENVIRONMENTAL QUALITY
 WATER SUPPLY DIVISION/PUBLIC DRINKING WATER SECTION (MC-155)
 P.O. BOX 13087, AUSTIN, TEXAS 78711-3087

TOC ALTERNATIVE COMPLIANCE CRITERIA REPORT
FOR SURFACE WATER OR GROUND WATER UNDER THE INFLUENCE OF SURFACE WATER SYSTEMS

PUBLIC WATER SYSTEM NAME: Travis County W.C.I.D Point Venture
PWS ID No.: 2270038 Plant ID No.: 411897

PLANT NAME OR NUMBER: Point Venture Water Treatment Plant B
Month: November Year: 2023

This Alternative Compliance Criteria (ACC) Report is being submitted to request the following ACC: (check one)
(Before you can begin entering data, you must put an "X" in the box that shows the number of the Alternative Compliance Criteria you are applying for.)

#1 #2 #3 #4 #5 #6 #7 #8

ACC #1

ACC #2

ACC #3

ACC #4

ACC #5

ACC #6
Treated water SUVA less than or equal to 2.0 L/mg-m?
(either based on most recent month's data OR calculated quarterly as a running annual average)
(Treated water SUVA is the ultraviolet light absorption at 254 nanometers divided by the dissolved organic carbon concentration in the finished water before any disinfection of any kind, or measured using a finished water SUVA jar test. Measure monthly.)
Treated water SUVA measured: in Plant
 By Finished Water SUVA Jar Test
Current Month SUVA: 1.64

ACC #7

ACC #8

I certify that I am familiar with the information contained in this report and that, to the best of my knowledge, the information is true, complete, and accurate.

Operator's Signature: [Signature]

Certificate No. and Grade: WC0052621, A

Date: December 5, 2023

Preventative Maintenance
Nov-23

WO#	Activity	District	Address	Comments	Add'l Task	Date Initiated	Asset Type	Work Type	Dept	GL Code	Resp	Complete Date	Time
3409686	PM1MCHLA	PVWCID	18236 Lakepoint Cove WPB	Quarterly pm are completed through Hach, regularly cleaning taxes place in between quarterlies		11/1/2023	WTP	WP	5525	40800	OPS	11/9/2023	9:55
3409685	PM1MGENDL	PVWCID	19053 Venture Dr WWTP	Generator not starting now battery is dead. Inspected and checked facility. Inspected and checked misc pumps. Purged grease from bearings. Drained and changed oil in misc pumps. Inspected and checked air compressor.		11/1/2023	WWTP	SP	5525	40800	OPS	11/8/2023	15:03